


**NOTICE AND AGENDA OF REGULAR CALLED MEETING  
MOUNT PLEASANT CITY COUNCIL**

**Tuesday, February 18, 2025 at 5:00 P.M.  
501 North Madison, Mount Pleasant, Texas**



**PURSUANT TO CHAPTER 551.127, TEXAS GOVERNMENT CODE, ONE OR MORE COUNCIL MEMBERS MAY ATTEND THIS MEETING REMOTELY USING VIDEOCONFERENCING TECHNOLOGY. THE VIDEO AND AUDIO FEED OF THE VIDEOCONFERENCING EQUIPMENT CAN BE VIEWED AND HEARD BY THE PUBLIC AT THE ADDRESS POSTED ABOVE AS THE LOCATION OF THE MEETING.**

Under the Americans with Disabilities Act, an individual with a disability must have equal opportunity for effective communication and participation in public meetings. Upon request, agencies must provide auxiliary aids and services, such as interpreters for the deaf and hearing impaired, readers, large print or Braille documents. In determining the type of auxiliary aid or services, agencies must give primary consideration to the individual's request. Those requesting auxiliary aids or services should notify the contact person listed on the meeting several days before the meeting by mail, telephone, or RELAY Texas. TTY: 7-1-1.

The public may participate by joining YouTube: <https://www.youtube.com/@thecityofmountpleasanttexas1157/streams>

**CALL TO ORDER**

**REGULAR AGENDA**

1. Consider Approval of January 30, 2025, February 4, 2025, and February 12, 2025 meeting Minutes.
2. Public Comments:  
*The City Council welcomes citizen participation and comments at all Council meetings. Citizen comments are limited to two minutes out of respect for everyone's time. The Council is not permitted to respond to your comments. The Texas Open Meetings Act requires that topics of discussion/deliberation be posted on an agenda not less than 72 hours in advance of the Council meetings. If your comments relate to a topic that is on the agenda, the Council will discuss the topic on the agenda at the time that the topic is discussed and deliberated.*
3. Monthly Financial Report for Month Ended January 31, 2025
4. Consider pay request #21 to Heritage Construction LLC for work performed at the Southside Wastewater Treatment Plant.
5. Consider pay request #4 to Wicker Construction, Inc. for work performed on the West Loop Wastewater Collection Project.
6. Consider awarding a bid for the Industrial Lift Station and Force Main construction project.
7. Hold a Public Hearing and Consider Ordinance 2025-05 at the request of owner Richard Hess to approve authorizing a Specific Use Permit for an accessory structure for farm implements and equipment storage utilizing a design incorporating storage containers on ranch land located on a 10-acre tract in FD (Future Development) zoning district in the Daniel McCall Survey 357, Tract 920, adjacent to 1040 E 16th Street. SUP-2025-01
8. Ratification of Interim City Manager Letter to the City of Winfield Notice of Water Rate increases effective April 2025.
9. City Manager's Report

**EXECUTIVE SESSION**

**Pursuant to the Open Meetings Act, Chapter 551, Texas Government Code, The City Council will recess into executive session (closed meeting) to discuss the following:**

Discussion of Economic Development Corporation Projects--Deliberations regarding Economic Development Negotiations (Tex Gov't Code 551.087), **Deliberations about real property (Tex. Gov't Code 551.072), and Consultation with Attorney (Tex. Gov't Code §551.071)**

Interview and Consider Candidates for appointment as City Manager--**Consultation with Attorney (Tex. Gov't Code §551.071) and Personnel Matters (Tex. Gov't Code §551.074).**

Consultation with Attorney (Tex. Gov't Code §551.071) and Personnel Matters (Tex. Gov't Code §551.074) related to the management, responsibilities, performance, and business operations of the MPEDC carried out through its Board of Directors, Executive Director and City Council.

'Personnel Matters' and 'Consultation with Attorney'; discuss, the appointment, employment, evaluation, reassignment, duties, discipline, or dismissal of a public officer or employee. (Tex Gov't Code 551.074 and 551.071)  
Discussion of possible Council Appointees

**RECONVENE INTO THE REGULAR SESSION**

**In accordance with Texas Government Code, Chapter 551, the City Council will reconvene into regular session to consider action, if any, on matters discussed in executive session.**

*The City Council reserves the right to adjourn into executive session at any time to discuss any of the matters listed on the agenda as authorized by the Texas Government Code §551.071, (Consultation with Attorney), §551.072, (Deliberations about Real Property), §551.074, (Personnel Matters), §551.076, (Deliberations about Security Devices), §551.087, (economic development negotiations), or any other exception authorized by Chapter 551 of the Texas Government Code.*

**ADJOURN**

I certify the above notice of meeting is a true and correct copy of said notice and that same was posted on the bulletin board of City Hall of the City of Mount Pleasant, Texas, a place readily accessible to the general public at times, by 5:00 pm on the 14<sup>th</sup> of February 2025 and remained so posted for at least 72 hours preceding the scheduled of said meeting.

  
Candias Webster, City Secretary



# AGENDA ITEM REPORT

**Meeting:** City Council - Feb 18 2025

**Staff Contact:** Candias Webster, City Secretary

**Department:** Administration

---

**Subject:** Consider Approval of January 30, 2025, February 4, 2025, and February 12, 2025 meeting Minutes.

---

**Item Summary:**

This is a typed copy of the minutes from the January 30, 2025, February 4, 2025, and February 12, 2025 Minutes.

**Financial Impact:**

N/A

**Recommendation(s):**

motion to Approve the January 30, 2025, February 4, 2025, and February 12, 2025 minutes

**Attachments:**

[2025.01.30 Special](#)

[2025.02.04 Regular](#)

[2025.02.12 Special](#)

**STATE OF TEXAS**

**COUNTY OF TITUS**

**CITY OF MOUNT PLEASANT**

The City Council of the City of Mount Pleasant, Texas, after notice posted in the manner, form and contents as required by law, met in Special Session on January 30, 2025, at 5:30 PM. at the Council Chambers located at 501 North Madison with the following members present:

Tracy Craig	-	Mayor
Carl Hinton	-	Mayor Pro-Tem
Sherri Spruill	-	Council Member
Kelly Redfearn	-	Council Member
Debbie Corbell	-	Council Member
Greg Nyhoff	-	City Manager
Candias Webster	-	Assistant City Manager/City Secretary
Lea Ream	-	City Attorney
Absent: Jonathan Hageman	-	Council Member

**EXECUTIVE SESSION**

**Pursuant to the Open Meetings Act, Chapter 551, Texas Government Code, The City Council will recess into executive session (closed meeting) to discuss the following:**

**Interview and Consider Candidates for appointment as City Manager--Consultation with Attorney (Tex. Gov't Code §551.071)and Personnel Matters (Tex. Gov't Code §551.074)**

**RECONVENE INTO THE REGULAR SESSION**

**In accordance with Texas Government Code, Chapter 551, the City Council will reconvene into regular session to consider action, if any, on matters discussed in executive session**

The Mayor announced no action was taken in the executive session.

**ADJOURN: 7:45 PM**

---

**TRACY CRAIG, SR, MAYOR**

**ATTEST:**

---

**CANDIAS WEBSTER, ASSISTANT CITY MANAGER/CITY SECRETARY**

**STATE OF TEXAS**

**COUNTY OF TITUS**

**CITY OF MOUNT PLEASANT**

The City Council of the City of Mount Pleasant, Texas, after notice posted in the manner, form and contents as required by law, met in Regular Session on February 4, 2025, at 6:00 PM. at the Council Chambers located at 501 North Madison with the following members present:

Tracy Craig	-	Mayor
Carl Hinton	-	Mayor Pro-Tem
Sherri Spruill	-	Council Member
Kelly Redfearn	-	Council Member
Jonathan Hageman	-	Council Member
Debbie Corbell	-	Council Member
Greg Nyhoff	-	City Manager
Candias Webster	-	Assistant City Manager/City Secretary
Lea Ream	-	City Attorney

**CONSIDER APPROVAL OF THE JANUARY 21, 2025 MEETING MINUTES.**

Motion was made by Council Member Hinton, Seconded by Council Member Hageman to approve the January 21, 2025 meeting Minutes. Upon a vote, the motion carried unanimously.

**MEMBERS OF THE PUBLIC WERE PROVIDED THE OPPORTUNITY TO COMMENT**

No action was taken by the Council.

**CONSIDER ORDINANCE 2025-3 AMENDING SECTIONS 51.20 THROUGH 51.32, REPEALING SECTIONS 51.32-51.44, AND ADDING SECTION 51.61 TO THE PRE-TREATMENT PROGRAM. RELATED TO THE DISCHARGE OF INDUSTRIAL WASTE INTO THE CITY'S WASTEWATER COLLECTION AND TREATMENT SYSTEM.**

Motion was made by Council Member Hageman, Seconded by Council Member Corbell to approve Ordinance 2025-3 amending sections 51.20 through 51.32, repealing sections 51.32-51.44, and adding section 51.61 to the Pre-Treatment program. Related to the discharge of industrial waste into the city's wastewater collection and treatment system. Upon a vote, the motion carried unanimously.

**CONSIDER RESOLUTION 2025-1 IN SUPPORT OF MOUNT PLEASANT TRAILS FOR A PROPOSED AFFORDABLE RENTAL SENIOR HOUSING DEVELOPMENT IN ASSOCIATION WITH ITS TEXAS DEPARTMENT OF HOUSING AND COMMUNITY AFFAIRS APPLICATION.**

Motion was made by Council Member Hageman, Seconded by Council Member Hinton to approve Resolution 2025-1 pledging a \$250 permit fee waiver in support of Mount Pleasant Trails for proposed affordable rental Senior housing development in association with its Texas Department of Housing and Community Affairs application. Upon a vote, the motion carried unanimously.

**CONSIDER RESOLUTION 2025-2 APPLYING FOR OPERATION LONE STAR GRANT.**

Motion was made by Council Member Redfearn, Seconded by Council Member Hinton to approve Resolution 2025-2 applying for the Operation Lone Star Grant. Upon a vote, the motion carried unanimously.

**ORDINANCE 2025-4 AMENDING CHAPTER 97 ANIMALS OF CODE OF ORDINANCE ADDING SECTIONS 97.11, 97.13, AND 97.16 AND AMENDING SECTION 97.49.**

Motion was made by Council Member Hageman, Seconded by Council Member Hinton to table Ordinance 2025-4 Amending Chapter 97 Animals of Code of Ordinance adding sections 97.11, 97.13, and 97.16 and amending section 97.49. Upon a vote, the motion carried unanimously.

**CITY MANAGER'S REPORTS**

**EXECUTIVE SESSION**

**PURSUANT TO THE OPEN MEETINGS ACT, CHAPTER 551, TEXAS GOVERNMENT CODE, THE CITY COUNCIL WILL RECESS INTO EXECUTIVE SESSION (CLOSED MEETING) TO DISCUSS THE FOLLOWING:**

Discussion of Economic Development Corporation Projects--Deliberations regarding Economic Development Negotiations (Tex Gov't Code 551.087), Deliberations about real property (Tex. Gov't Code 551.072), and Consultation with Attorney (Tex. Gov't Code §551.071) Discussion of status of recruitment for City Manager--Consultation with Attorney (Tex. Gov't Code §551.071) and Personnel Matters (Tex. Gov't Code §551.074) Real Property: discuss the purchase, exchange, lease, or value of real property and consultation with legal counsel regarding the purchase or value of real property. (Tex. Gov't Code 551.071 and 551.072)

**RECONVENE INTO THE REGULAR SESSION**

**IN ACCORDANCE WITH TEXAS GOVERNMENT CODE, CHAPTER 551, THE CITY COUNCIL WILL RECONVENE INTO REGULAR SESSION TO CONSIDER ACTION, IF ANY, ON MATTERS DISCUSSED IN EXECUTIVE SESSION.**

The Mayor announced no action was taken in the executive session.

**ADJOURN: 10:18 P.M.**

Mayor Adjourned the Meeting.

---

**TRACY CRAIG, SR, MAYOR**

**ATTEST:**

---

**CANDIAS WEBSTER, ASSISTANT CITY MANAGER/CITY SECRETARY**

**STATE OF TEXAS**

**COUNTY OF TITUS**

**CITY OF MOUNT PLEASANT**

The City Council of the City of Mount Pleasant, Texas, after notice posted in the manner, form, and contents as required by law, met in a Special Session on February 12, 2025, at 5:30 PM. at the Council Chambers located at 501 North Madison with the following members present:

	Tracy Craig	-	Mayor
	Carl Hinton	-	Mayor Pro-Tem
	Sherri Spruill	-	Council Member
	Jonathan Hageman	-	Council Member
	Debbie Corbell	-	Council Member
	Greg Nyhoff	-	City Manager
	Candias Webster	-	Assistant City Manager/City Secretary
	Lea Ream	-	City Attorney
Absent:	Kelly Redfearn	-	Council Member

**The City of Mount Pleasant City Council will meet for a Special Meeting jointly with the City of Mount Pleasant Economic Development Corporation Board of Directors (MPEDC). If a quorum of the MPEDC Board of Directors is not present, the City Council will continue with its Special Meeting. This is an open meeting, subject to the open meeting laws of the State of Texas.**

**MEMBERS OF THE PUBLIC WERE PROVIDED THE OPPORTUNITY TO COMMENT**

No action was taken by the Council.

**EXECUTIVE SESSION**

**Pursuant to the Open Meetings Act, Chapter 551, Texas Government Code, The City Council will recess into executive session (closed meeting) to discuss the following:**

Discussion of Economic Development Corporation Projects--Deliberations regarding Economic Development Negotiations (Tex Gov't Code 551.087), Deliberations about real property (Tex. Gov't Code 551.072), and Consultation with Attorney (Tex. Gov't Code §551.071)

**RECONVENE INTO THE REGULAR SESSION**

**In accordance with Texas Government Code, Chapter 551, the City Council will reconvene into regular session to consider action, if any, on matters discussed in executive session**

The Mayor announced no action was taken in the executive session.

**ADJOURN: 7:47 PM**

Mayor Adjourned the Meeting.

\_\_\_\_\_  
**TRACY CRAIG, SR, MAYOR**

**ATTEST:**

\_\_\_\_\_  
**CANDIAS WEBSTER, ASSISTANT CITY MANAGER/CITY SECRETARY**



# AGENDA ITEM REPORT

**Meeting:** City Council - Feb 18 2025

**Department:**

---

**Subject:**

**Public Comments:**

The City Council welcomes citizen participation and comments at all Council meetings. Citizen comments are limited to two minutes out of respect for everyone's time. The Council is not permitted to respond to your comments. The Texas Open Meetings Act requires that topics of discussion/deliberation be posted on an agenda not less than 72 hours in advance of the Council meetings. If your comments relate to a topic that is on the agenda, the Council will discuss the topic on the agenda at the time that the topic is discussed and deliberated.

---





# AGENDA ITEM REPORT

**Meeting:** City Council - Feb 18 2025

**Staff Contact:** Gillian Gatewood, Finance Director

**Department:** Finance

---

**Subject: Monthly Financial Report for Month Ended January 31, 2025**

---

**Item Summary:**

The Monthly Financial Report for the City of Mount Pleasant, Texas, for the month ended January 31, 2025 is hereby submitted.

**Recommendation(s):**

No Motion Needed.

**Attachments:**

[January 2025 Financials Report](#)  
[MONTHLY FINANCIAL REPORT JAN](#)



## City of Mount Pleasant

### Monthly Financial Report

For the Period End January 2025

---

### About This Report

This report has been prepared by the City of Mount Pleasant's Finance Department. The Comprehensive Monthly Financial Report (CMFR) is intended to provide our audience (internal and external users) with timely and relevant information regarding the City's financial position. The report includes the following information:

- The Financial Summary reports the performance of the major operating funds of the City. In addition, the report provides a comparison to budget for major revenue sources and expenditure items. Narrative disclosures are included to highlight any significant changes or fluctuations. Graphs are included to show monthly breakdown of major revenues.
- The report also contains a high level fund balance summary for all City funds. The report provides year-to-date revenues, expenditures, and transfers.
- The Budget Amendments Summary contains all amendments to the budget approved in accordance with Budget Ordinance 2024-19 approved on September 24th, 2024.

If you would like additional information, feel free to contact Gillian Gatewood at (903) 575-4000.

---



## City of Mount Pleasant

### General Fund

Schedule of Revenues & Expenditures - Budget vs Actual (Unaudited)

For the Period End January 2025

	Current Fiscal Year, 2024-2025						Prior Year
	Budget	Jan-2025	Jan-2025	Y-T-D	Y-T-D	Y-T-D	Jan-2024
	FY 2024-2025	Actual	% of Budget	Actual	Variance	% of Budget	Y-T-D Actual
<b>REVENUES</b>							
Property Tax	\$ 4,634,526	\$ 2,182,607	47.1%	\$ 3,783,953	\$ 850,573	81.6%	\$ 3,640,043
Penalties	45,000	2,756	6.1%	11,114	33,886	24.7%	9,578
Sales Tax	6,859,455	467,727	6.8%	1,980,808	4,878,647	28.9%	2,187,936
Liquor Tax	34,300	3,354	9.8%	10,706	23,594	31.2%	9,284
Fines	650,000	40,720	6.3%	167,733	482,267	25.8%	176,415
Landfill Fees	1,250,000	70,969	5.7%	353,939	896,061	28.3%	503,157
Permits & Fees	354,500	23,648	6.7%	166,837	187,663	47.1%	185,777
Other User Fees	379,000	28,853	7.6%	135,091	243,909	35.6%	110,706
Contract Income	650,000	54,167	8.3%	216,667	433,333	33.3%	433,333
Interest Income	130,000	8,221	6.3%	33,714	96,286	25.9%	21,748
Interfund Transfers	900,000	75,000	8.3%	300,000	600,000	33.3%	-
Misc Income	10,000	911	9.1%	8,878	1,122	88.8%	26,812
<b>TOTAL REVENUES</b>	<b>\$ 15,896,781</b>	<b>\$ 2,958,932</b>		<b>\$ 7,169,439</b>	<b>\$ 8,727,342</b>	<b>45.1%</b>	<b>\$ 7,304,789</b>
<b>EXPENDITURES</b>							
LEGISLATIVE	\$ 42,000	\$ 19,781	47.1%	\$ 33,567	\$ 8,433	79.9%	\$ 1,428
GENERAL ADMINISTRATION	783,746	79,385	10.1%	277,175	506,571	35.4%	294,741
LEGAL	100,000	8,471	8.5%	44,826	55,174	44.8%	38,248
TAX ASSESSMENT & COLLECTION	160,000	61,597	38.5%	61,597	98,403	38.5%	50,647
HUMAN RESOURCES	135,186	7,309	5.4%	29,369	105,817	21.7%	52,128
ELECTIONS	11,350	-	0.0%	-	11,350	0.0%	-
TECHNOLOGY	211,354	20,743	9.8%	144,219	67,135	68.2%	146,096
NON-DEPARTMENTAL	863,676	53,780	6.2%	428,097	435,579	49.6%	210,025
MUNICIPAL COURT	342,177	33,051	9.7%	121,070	221,107	35.4%	124,232
ANIMAL SERVICES	389,440	40,913	10.5%	117,334	272,106	30.1%	137,967
POLICE DEPARTMENT	5,197,660	574,623	11.1%	1,826,012	3,371,649	35.1%	1,829,040
FIRE DEPARTMENT	3,965,568	411,771	10.4%	1,225,397	2,740,171	30.9%	1,409,301
PLANNING DEPARTMENT	323,885	28,537	8.8%	101,045	222,840	31.2%	123,406
BUILDING & DEVELOPMENT	286,714	26,973	9.4%	86,269	200,445	30.1%	87,937
CODE ENFORCEMENT	248,667	26,235	10.6%	76,721	171,946	30.9%	106,180
FLEET SERVICES	592,319	43,826	7.4%	152,492	439,827	25.7%	167,275
BUILDING MAINTENANCE	229,330	23,748	10.4%	71,672	157,658	31.3%	70,167
PARK DEPARTMENT	1,501,436	113,528	7.6%	365,899	1,135,537	24.4%	552,523
LIBRARY	611,246	60,368	9.9%	187,888	423,358	30.7%	210,850
<b>TOTAL EXPENDITURES</b>	<b>\$ 15,995,754</b>	<b>\$ 1,634,639</b>		<b>\$ 5,350,649</b>	<b>\$ 10,645,105</b>	<b>33.5%</b>	<b>\$ 5,612,193</b>
<b>EXCESS/ (DEFICIT)</b>	<b>\$ (98,973)</b>	<b>\$ 1,324,293</b>		<b>\$ 1,818,790</b>			<b>\$ 1,692,596</b>

KEYTRENDS	
Revenues	Expenditures
Property Taxes are received primarily in December & January and become delinquent February 1st.	Legislative expenses include payments to Titus County for elections.
Sales Tax -As required by the Government Accounting Standards Board, sales tax is reported for the month it is collected by the vendor. December revenues are remitted to the City in February. Sales Tax received in December represents October collections. Sales Tax is allocated 25% to the Industrial/Economic Development Corporation, 8.33% to reduce Property Tax, and 66.67% to the City.	Non-Departmental expenses include interfund transfers. Outgoing Interfund Transfers include \$33,083 to the Insurance Fund and \$16,217 to the Capital Replacement Fund.
Interfund Transfers In include \$75,000 from the Utility Fund.	Tax Assessment & Collection expenses includes payment to Titus County to collect property taxes.
	Due to 26 pay cycles within a year, January payroll expenses are higher than the typical month. This extra pay cycle is reflected across all departments.



**City of Mount Pleasant**  
**Sales Tax Collections by Month**  
 For the Period End January 2025



<b>SALES TAX VARIANCE</b>	Actual to Budget (%)	<b>-9.27%</b>	Current Yr to Prior Yr (%)	<b>-9.58%</b>
	Actual to Budget (\$)	<b>-\$201,085</b>	Current Yr to Prior Yr (\$)	<b>-\$208,479</b>

\*2024-2025 Budget allocated based on % collections by month from FY19-FY24



**City of Mount Pleasant**  
**Property Tax Collections by Month**  
 For the Period End January 2025



<b>PROPERTY TAX VARIANCE</b>	Actual to Budget (%)	<b>6.51%</b>	Current Yr to Prior Yr (%)	<b>22.68%</b>
	Actual to Budget (\$)	<b>\$299,986</b>	Current Yr to Prior Yr (\$)	<b>\$907,746</b>

\*2024-2025 Budget allocated based on % collections by month from FY23-FY24



# City of Mount Pleasant

## Utility Fund

Schedule of Revenues & Expenditures - Budget vs Actual (Unaudited)

For the Period End January 2025

	Current Fiscal Year, 2024-2025						Prior Year
	Budget FY 2024-2025	Jan-2025 Actual	Jan-2025 % of Budget	Y-T-D Actual	Y-T-D Variance	Y-T-D % of Budget	Jan-2024 Y-T-D Actual
<b>REVENUES</b>							
Penalties	\$ 132,000	\$ 14,986	11.4%	\$ 55,378	\$ 76,622	42.0%	\$ 43,138
Interest Income	160,000	7,615	4.8%	29,392	130,608	18.4%	72,016
Misc Income	102,000	6,144	6.0%	23,193	78,807	22.7%	39,430
Water Sales	11,700,000	852,652	7.3%	3,446,212	8,253,788	29.5%	2,894,229
Sewer Charges	3,493,000	349,906	10.0%	1,324,136	2,168,864	37.9%	962,807
Solid Waste Collection Fees	3,100,000	278,858	9.0%	1,133,462	1,966,538	36.6%	1,081,693
Tap and Connect Fees	150,000	6,670	4.4%	46,603	103,397	31.1%	58,734
Leases and Rentals	35,000	2,949	8.4%	13,646	21,354	39.0%	14,213
<b>TOTAL REVENUES</b>	<b>\$ 18,872,000</b>	<b>\$ 1,519,781</b>		<b>\$ 6,072,022</b>	<b>\$ 12,799,978</b>	<b>32.2%</b>	<b>\$ 5,166,260</b>
<b>EXPENDITURES</b>							
NON-DEPARTMENTAL	\$ 1,577,026	\$ 131,042	8.3%	\$ 840,353	\$ 736,673	53.3%	\$ 289,433
UTILITY ADMINISTRATION	1,613,883	131,026	8.1%	450,887	1,162,996	27.9%	401,532
FLEET SERVICES	510,237	45,926	9.0%	134,658	375,579	26.4%	141,963
SOLID WASTE MANAGEMENT	3,183,100	257,869	8.1%	764,815	2,418,285	24.0%	733,926
WATER TREATMENT	2,910,465	234,479	8.1%	798,738	2,111,727	27.4%	800,432
FRESH WATER SUPPLY	1,806,561	150,107	8.3%	600,430	1,206,131	33.2%	524,827
WASTEWATER PLANTS	838,905	76,650	9.1%	250,641	588,264	29.9%	223,773
UTILITY DEPARTMENT	1,411,100	131,209	9.3%	388,787	1,022,313	27.6%	408,151
PRETREATMENT DEPARTMENT	76,058	6,554	8.6%	16,427	59,631	21.6%	36,274
DEBT SERVICE	4,943,790	400	0.0%	1,493,162	3,450,628	30.2%	786,779
<b>TOTAL EXPENDITURES</b>	<b>\$ 18,871,125</b>	<b>\$ 1,165,263</b>		<b>\$ 5,738,898</b>	<b>\$ 13,132,227</b>	<b>30.4%</b>	<b>\$ 4,347,089</b>
<b>EXCESS/ (DEFICIT)</b>	<b>\$ 875</b>	<b>\$ 354,518</b>		<b>\$ 333,124</b>			<b>\$ 819,171</b>

### KEYTRENDS

Revenues	Expenditures
Operating revenues are determined by the water and wastewater rates, as well as, the volume of water sold and wastewater treated. These revenues are highly influenced by weather patterns.	Non-Departmental expenses include interfund transfers of \$75,000 to the General Fund, \$33,334 to the Streets Fund, \$16,883 to the Capital Replacement Fund, and \$5,825 to the Insurance Fund.
Water and Sewer Charges: the rates are determined by the December 2023 Rate Study as adopted in Ord. 2023-27.	Most Debt Service payments are made in November and May. Texas Water Development Board Debt Service payments are in March and September.
	Due to 26 pay cycles within a year, January payroll expenses are higher than the typical month. This extra pay cycle is reflected across all departments.



## City of Mount Pleasant

### Civic Center Fund

Schedule of Revenues & Expenditures - Budget vs Actual (Unaudited)

For the Period End January 2025

	Current Fiscal Year, 2024-2025						Prior Year
	Budget FY 2024-2025	Jan-2025 Actual	Jan-2025 % of Budget	Y-T-D Actual	Y-T-D Variance	Y-T-D % of Budget	Jan-2024 Y-T-D Actual
<b>REVENUES</b>							
Leases and Rentals	\$ 115,000	\$ 8,730	7.6%	\$ 30,893	\$ 84,107	26.9%	\$ 14,515
Hotel Revenue	855,000	33,765	3.9%	204,782	650,218	24.0%	258,010
<b>TOTAL REVENUES</b>	<b>\$ 970,000</b>	<b>\$ 42,495</b>	<b>4.4%</b>	<b>\$ 235,675</b>	<b>\$ 734,325</b>	<b>24.3%</b>	<b>\$ 272,525</b>
<b>EXPENDITURES</b>							
Payroll	\$ 444,435	\$ 48,590	10.9%	\$ 134,132	\$ 310,303	30.2%	\$ 159,828
Operations and Maintenance	441,457	10,113	2.3%	148,778	292,679	33.7%	277,767
Other Expenses	40,000	10,000	25.0%	10,000	30,000	25.0%	23,197
Interfund Transfers	7,296	608	8.3%	2,432	4,864	33.3%	-
<b>TOTAL EXPENDITURES</b>	<b>\$ 933,188</b>	<b>\$ 69,311</b>	<b>7.4%</b>	<b>\$ 295,342</b>	<b>\$ 637,846</b>	<b>31.6%</b>	<b>\$ 460,792</b>
<b>EXCESS/ (DEFICIT)</b>	<b>\$ 36,812</b>	<b>\$ (26,816)</b>		<b>\$ (59,667)</b>			<b>\$ (188,268)</b>

#### KEYTRENDS

Revenues	Expenditures
Leases and Rentals includes all fees revenue for renting out the Civic Center and Community Center.	Outgoing Interfund Transfers include \$608 to the Insurance Fund.
Hotel Occupancy Tax rate is 7.00% of the cost of a room.	Due to 26 pay cycles within a year, January payroll expenses are higher than the typical month.



## City of Mount Pleasant

### Debt Service Fund

Schedule of Revenues & Expenditures - Budget vs Actual (Unaudited)

For the Period End January 2025

	Current Fiscal Year, 2024-2025						Prior Year
	Budget FY 2024-2025	Jan-2025 Actual	Jan-2025 % of Budget	Y-T-D Actual	Y-T-D Variance	Y-T-D % of Budget	Jan-2024 Y-T-D Actual
<b>REVENUES</b>							
Property Tax	\$ 1,252,600	\$ 628,091	50.1%	\$ 1,089,284	\$ 163,316	87.0%	\$ 995,626
Penalties	12,000	678	5.7%	2,936	9,064	24.5%	2,565
Interest Income	20,000	1,196	6.0%	5,010	14,990	25.1%	5,440
Fund Balance	491,909	-	0.0%	-	491,909	0.0%	-
<b>TOTAL REVENUES</b>	<b>\$ 1,776,509</b>	<b>\$ 629,965</b>	<b>35.5%</b>	<b>\$ 1,097,230</b>	<b>\$ 679,279</b>	<b>61.8%</b>	<b>\$ 1,003,631</b>
<b>EXPENDITURES</b>							
CONTRACTUAL AND FEE SERVICES	\$ 5,000	\$ 505	10.1%	\$ 2,616	\$ 2,384	52.3%	\$ 2,766
PRINCIPAL	759,000	-	0.0%	309,000	450,000	40.7%	40,000
INTEREST	1,012,509	-	0.0%	530,119	482,390	52.4%	238,875
<b>TOTAL EXPENDITURES</b>	<b>\$ 1,776,509</b>	<b>\$ 505</b>	<b>0.0%</b>	<b>\$ 841,735</b>	<b>\$ 934,774</b>	<b>47.4%</b>	<b>\$ 281,641</b>
<b>EXCESS/ (DEFICIT)</b>	<b>\$ -</b>	<b>\$ 629,460</b>		<b>\$ 255,495</b>			<b>\$ 721,990</b>

KEYTRENDS	
Revenues	Expenditures
Property Taxes are received primarily in December & January and become delinquent February 1st.	Debt Service payments are made in November and May.



## City of Mount Pleasant

### Industrial Development Funds

Schedule of Revenues & Expenditures - Budget vs Actual (Unaudited)

For the Period End January 2025

	Current Fiscal Year, 2024-2025						Prior Year
	Budget FY 2024-2025	Jan-2025 Actual	Jan-2025 % of Budget	Y-T-D Actual	Y-T-D Variance	Y-T-D % of Budget	Jan-2024 Y-T-D Actual
<b>REVENUES</b>							
Sales Tax	\$ 2,000,000	157,685	7.9%	\$ 656,112	\$ 1,343,888	32.8%	\$ 725,605
Interest Income	150,000	18,759	12.5%	77,763	72,237	51.8%	83,380
Misc Income	-	25,000	-	25,372	(25,372)	-	60,000
Leases and Rentals	50,000	3,500	7.0%	14,000	36,000	28.0%	13,675
<b>TOTAL REVENUES</b>	<b>\$ 2,200,000</b>	<b>\$ 204,944</b>	<b>9.3%</b>	<b>\$ 773,247</b>	<b>\$ 1,426,753</b>	<b>35.1%</b>	<b>\$ 882,660</b>
<b>EXPENDITURES</b>							
Payroll	\$ 302,399	34,286	11.3%	95,240	207,159	31.5%	94,293
Operations and Maintenance	287,950	7,395	2.6%	88,233	199,717	30.6%	37,764
Other Expenses	1,658,500	1,014,091	61.1%	1,056,123	602,377	63.7%	812,109
<b>TOTAL EXPENDITURES</b>	<b>\$ 2,248,849</b>	<b>\$ 1,055,772</b>	<b>46.9%</b>	<b>\$ 1,239,596</b>	<b>\$ 1,009,253</b>	<b>55.1%</b>	<b>\$ 944,166</b>
<b>EXCESS/ (DEFICIT)</b>	<b>\$ (48,849)</b>	<b>\$ (850,827)</b>		<b>\$ (466,349)</b>			<b>\$ (61,506)</b>

KEYTRENDS	
Revenues	Expenditures
Sales Tax -As required by the Government Accounting Standards Board, sales tax is reported for the month it is collected by the vendor. December revenues are remitted to the City in February. Sales Tax received in December represents October collections. Sales Tax is allocated 25% to the Industrial/Economic Development Corporation, 8.33% to reduce Property Tax, and 66.67% to the City.	



**City of Mount Pleasant**  
**Fund Balance Summary**  
 For the Period End January 2025

	<b>Unaudited</b>				
	<b>Appropriable</b>				<b>Unaudited Fund</b>
	<b>Fund Balance</b>	<b>Year-To-Date</b>	<b>Year-To-Date</b>	<b>Transfers</b>	<b>Balance</b>
	<b>9/30/2024</b>	<b>Revenues</b>	<b>Expenses</b>	<b>In/(Out)</b>	<b>9/30/2025</b>
<b>GENERAL FUNDS</b>					
100 General	\$ 3,446,853	\$ 6,869,439	\$ (5,153,281)	\$ 102,632	\$ 5,265,644
115 Streets	(6,765)	548,199	(353,936)	133,336	320,833
165 General Capital	(116,035)	23,551	(326,441)	199,867	(219,058)
200 Insurance	321,227	-	(81,377)	92,332	332,183
	<b>\$ 3,645,281</b>	<b>\$ 7,441,189</b>	<b>\$ (5,915,035)</b>	<b>\$ 528,167</b>	<b>\$ 5,699,601</b>
<b>PROPRIETARY FUNDS</b>					
300 Utility	\$ 29,867,267	\$ 6,072,022	\$ (5,214,729)	\$ (524,169)	\$ 30,200,391
335 Airport	7,418,167	415,188	(376,747)	-	7,456,608
	<b>\$ 37,285,434</b>	<b>\$ 6,487,210</b>	<b>\$ (5,591,476)</b>	<b>\$ (524,169)</b>	<b>\$ 37,656,999</b>
<b>SPECIAL REVENUE FUNDS</b>					
500 Library Contribution	\$ 17,330	\$ 1,157	\$ (792)	\$ -	\$ 17,695
504 Rescue Recovery	20,430	-	-	-	20,430
505 Cemetery	25,289	42,107	(6,689)	-	60,707
507 PEG Fees	429,337	14,469	-	-	443,806
510 Firemen's Relief	33	-	(167)	167	33
518 Booker T Washington	2,263	-	-	-	2,263
525 Animal Shelter Donation	(4,276)	708	-	-	(3,568)
541 Court Special Revenue	18,336	1,250	(143)	-	19,443
541 Restricted Court Special	235,511	8,124	(1,206)	-	242,429
550 Police Donation	4,773	504	(1,638)	-	3,639
553 Police Shop with a Cop	20,718	16,172	(14,493)	-	22,397
570 Civic Center	(18,923)	235,675	(292,910)	(2,432)	(78,591)
595 Law Enforcement Education	5,837	-	(2,613)	-	3,224
596 Tobacco Enforcement	22,076	2,500	-	-	24,576
	<b>\$ 778,734</b>	<b>\$ 322,665</b>	<b>\$ (320,651)</b>	<b>\$ (2,265)</b>	<b>\$ 778,483</b>
<b>GRANT FUNDS</b>					
402 CDBG Light / Sidewalk Grant	\$ (131,924)	\$ -	\$ -	\$ -	\$ (131,924)
408 Library Grants	6,146	-	(2,967)	-	3,179
411 STEP Comprehensive	1,074	-	-	-	1,074
413 Police Seizure Proceeds	20,326	24	(1,830)	-	18,520
437 TXDOT Ramp Grant	(36,820)	-	(6,145)	-	(42,965)
467 AG Investigator Grant	99	-	-	-	99
	<b>\$ 3,112,430</b>	<b>\$ 24</b>	<b>\$ (10,941)</b>	<b>\$ -</b>	<b>\$ 3,101,512</b>
<b>CAPITAL PROJECT FUNDS</b>					
605 Water Construction	\$ (25,567,556)	\$ 344,063	\$ (5,594,112)	\$ 2,101	\$ (30,815,504)
606 Logic 2024 General Bond	8,333,332	132,114	(57,589)	-	8,407,857
607 Logic 2024 Utility Bond	(3,285,911)	336,136	(886,418)	(2,101)	(3,838,295)
610 Water Development Board	3,172,687	-	-	-	3,172,687
680 Community Center	95,339	1,110	-	-	96,448
681 Construction Bond 2017	45,630	-	-	-	45,630
	<b>\$ (17,206,480)</b>	<b>\$ 813,423</b>	<b>\$ (6,538,120)</b>	<b>\$ -</b>	<b>\$ (22,931,177)</b>
<b>INTERNAL SERVICE FUNDS</b>					
800 General Long-Term Debt	\$ (1,061,390)	\$ -	\$ -	\$ -	\$ (1,061,390)
900 Fixed Assets	10,578,957	-	-	-	10,578,957
	<b>\$ 9,517,567</b>	<b>\$ -</b>	<b>\$ -</b>	<b>\$ -</b>	<b>\$ 9,517,567</b>
<b>DEBT SERVICE FUND</b>					
851 Debt Service	\$ 843,649	\$ 1,097,230	\$ (841,735)	\$ -	\$ 1,099,143
	<b>\$ 843,649</b>				<b>\$ 1,099,143</b>
<b>INDUSTRIAL DEVELOPMENT FUNDS</b>					
750 Economic Development	\$ 9,260,880	\$ 769,756	\$ (1,236,614)	\$ (2,982)	\$ 8,791,040
755 Rural Development Loan	241,673	3,491	-	-	245,164
855 Economic Development Debt	533,470	-	-	-	533,470
	<b>\$ 10,036,023</b>	<b>\$ 773,247</b>	<b>\$ (1,236,614)</b>	<b>\$ (2,982)</b>	<b>\$ 9,569,674</b>
<b>TOTAL ALL FUNDS</b>	<b>\$ 48,012,637</b>	<b>\$ 15,837,757</b>	<b>\$ (19,612,837)</b>	<b>\$ (1,250)</b>	<b>\$ 44,491,802</b>





**City of Mount Pleasant**  
**Budget Amendments Summary**  
 For the Period End January 2025

<b>FUND TYPE</b>	<b>FUND</b>	<b>DETAILS</b>	<b>APPROVAL</b>
<b>GENERAL FUNDS</b>			
12/19/2024	FUND 100 - General	Move \$10,000 from Non-Departmental Contingency to Animal Services Dept to repair A/C unit.	Approved by City Manager
1/15/2025	FUND 100 - General	Move \$7,000 from Contractual and Fee Services to Minor Tools and Equipment.	Approved by City Manager
<b>PROPRIETARY FUNDS</b>			
No Amendments			
<b>SPECIAL REVENUE FUNDS</b>			
1/9/2025	MULTIPLE FUNDS	Ordinance 2025-01 - Add allocations to funds not included in original budget.	Approved by City Council
<b>GRANT FUNDS</b>			
11/14/2024	FUND 437 - Airport RAMP Grant	Reclass \$15,000.00 from Buildings and Grounds to Contractual and Fee Services.	Approved by City Manager
1/3/2025	FUND 413 - PD Forfeiture	Reclass \$1,000 from Other Supplies to Imprest Funds	Approved by City Manager
1/9/2025	MULTIPLE FUNDS	Ordinance 2025-01 - Add allocations to funds not included in original budget.	Approved by City Council
<b>CAPITAL PROJECT FUNDS</b>			
No Amendments			
<b>INTERNAL SERVICE FUNDS</b>			
No Amendments			
<b>DEBT SERVICE FUND</b>			
No Amendments			
<b>INDUSTRIAL DEVELOPMENT FUNDS</b>			
1/3/2025	FUND 750 - Industrial Development	Reclass Interfund Transfer to City to be InterGovernmental Expense.	Approved by IDC Board
1/3/2025	FUND 750 - Industrial Development	Reclass \$11,700.35 from Contingency to Buildings and Grounds to cover property taxes.	Approved by IDC Board



# MONTHLY FINANCIAL REPORT

---

JANUARY 2025





## GENERAL FUND

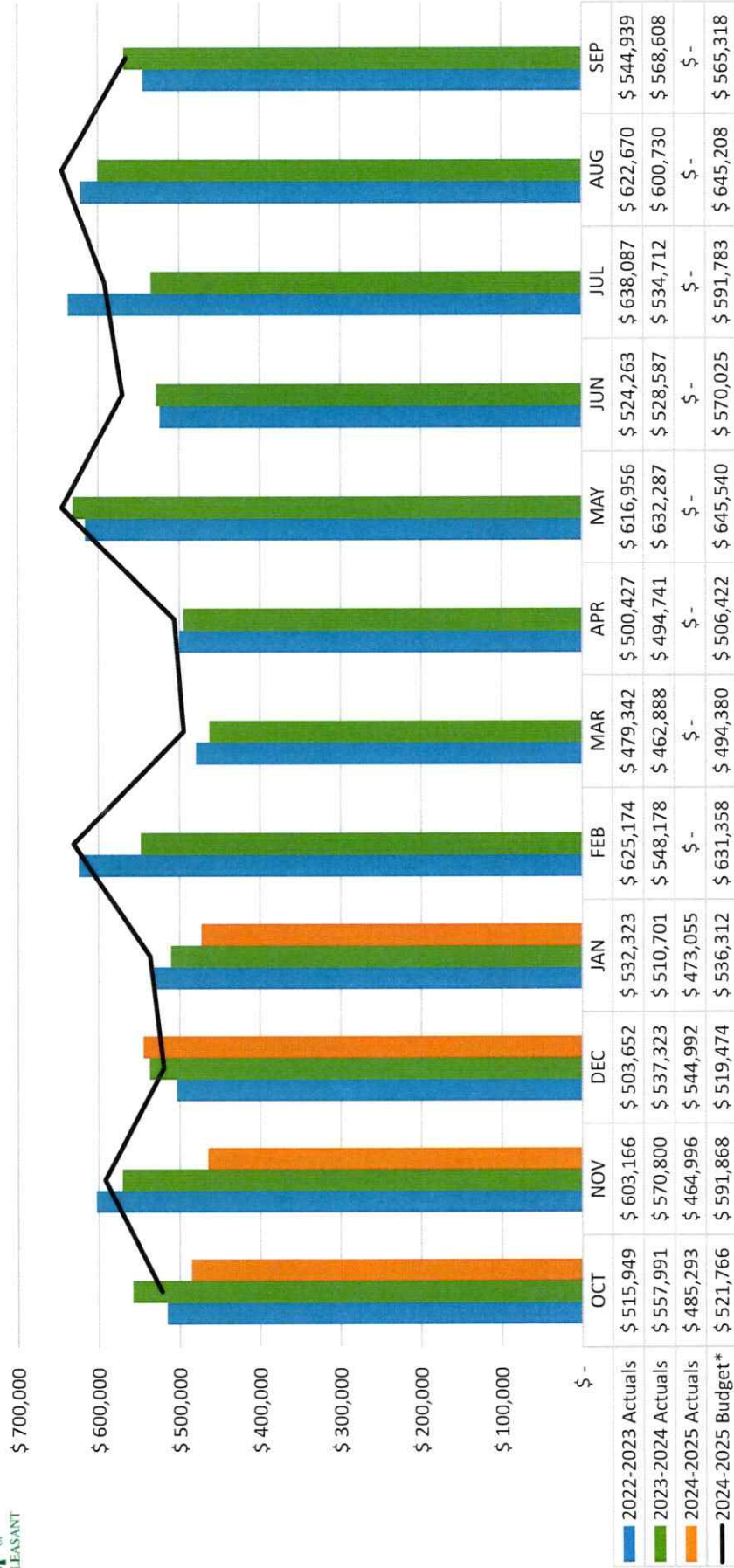
### Current Fiscal Year, 2024-2025

RESOURCES	Budget		Jan-2025		Jan-2025		Year-to-Date		Y-T-D		Jan-2024	
	FY 2024-2025	Actual	Actual	% of Budget	Actual	% of Budget	Actual	Variance	% of Budget	Y-T-D	Y-T-D Actual	
Property Tax	\$ 4,494,526	\$ 2,182,607	\$ 2,182,607	47.1%	\$ 3,783,953	81.6%	\$ 3,640,043	\$ 850,573	81.6%	\$ 3,640,043		
Penalties	45,000	2,756	11,114	6.1%	33,386	24.7%	9,578	33,386	24.7%	9,578		
Sales Tax	6,999,455	467,727	1,980,808	6.8%	4,878,647	28.9%	2,187,936	4,878,647	28.9%	2,187,936		
Liquor Tax	34,300	3,354	10,706	9.8%	23,594	31.2%	9,284	23,594	31.2%	9,284		
Fines	650,000	40,720	167,733	6.3%	482,267	25.8%	176,415	482,267	25.8%	176,415		
Landfill Fees	1,250,000	70,969	353,939	5.7%	896,061	28.3%	503,157	896,061	28.3%	503,157		
Permits & Fees	384,500	23,648	166,837	6.7%	187,663	47.1%	185,777	187,663	47.1%	185,777		
Other User Fees	349,000	28,853	134,567	7.6%	243,909	35.6%	110,706	243,909	35.6%	110,706		
Contract Income	650,000	54,167	216,667	8.3%	433,333	33.3%	433,333	433,333	33.3%	433,333		
Interest Income	130,000	8,221	33,714	6.3%	96,286	25.9%	21,748	96,286	25.9%	21,748		
Interfund Transfers	900,000	75,000	300,000	8.3%	600,000	33.3%	-	600,000	33.3%	-		
Misc Income	10,000	911	8,878	9.1%	1,122	88.8%	26,812	1,122	88.8%	26,812		
<b>TOTAL RESOURCES</b>	<b>\$ 15,896,781</b>	<b>\$ 2,958,932</b>	<b>\$ 7,169,439</b>		<b>\$ 8,727,342</b>	<b>45.1%</b>	<b>\$ 7,304,789</b>	<b>\$ 8,727,342</b>	<b>45.1%</b>	<b>\$ 7,304,789</b>		

\*\* UNAUDITED \*\*



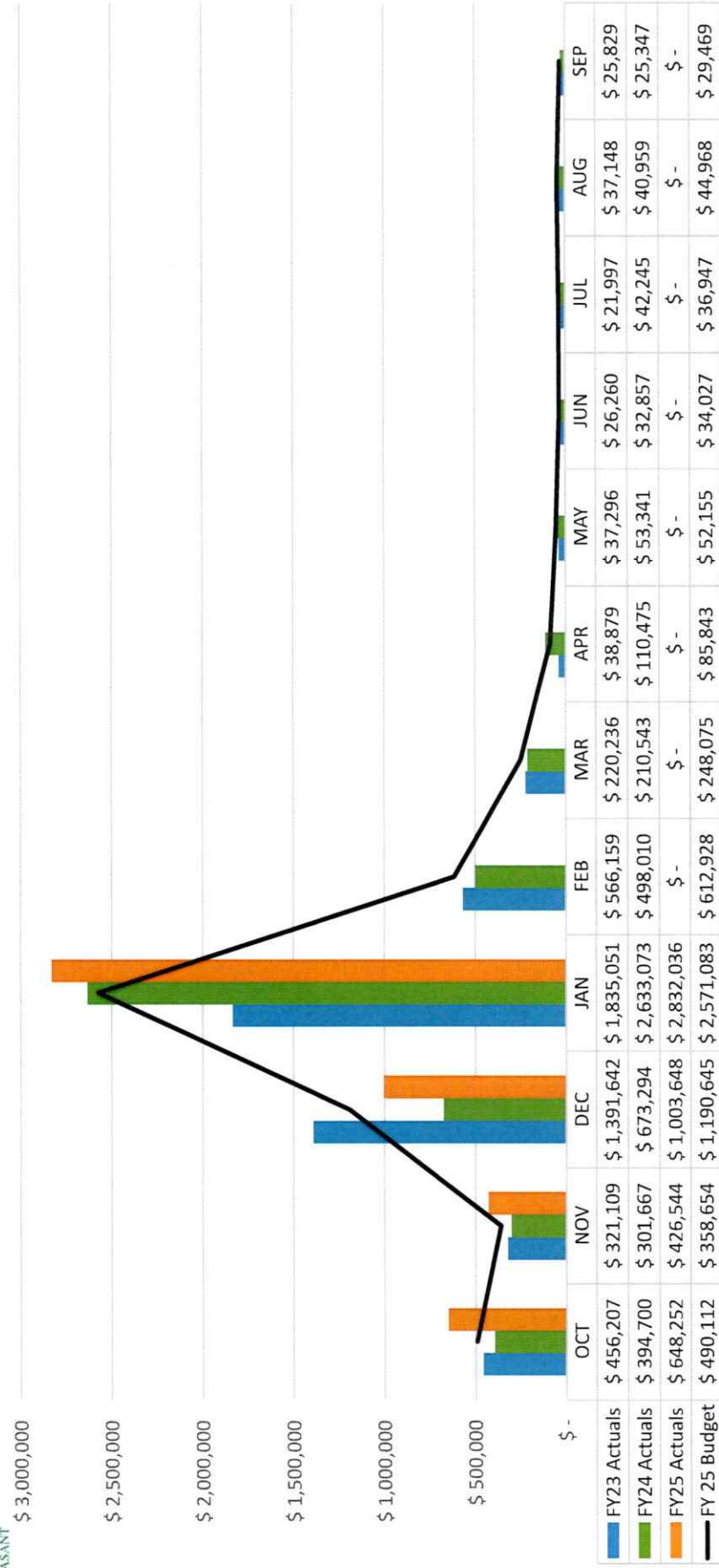
# Sales Tax Collections by Month



\*\* UNAUDITED \*\*



# Property Tax Collections by Month



\*\*UNAUDITED\*\*



## GENERAL FUND

### Current Fiscal Year, 2024-2025

EXPENDITURES	Budget FY 2024-2025	Jan-2025 Actual	Jan-2025 % of Budget	Year-to-Date Actual	Y-T-D Variance	Y-T-D % of Budget	Jan-2024 Y-T-D Actual
LEGISLATIVE	\$ 42,000	\$ 19,781	47.1%	\$ 33,567	\$ 8,433	79.9%	\$ 1,428
GENERAL ADMINISTRATION	783,746	79,385	10.1%	277,175	506,571	35.4%	294,741
LEGAL	100,000	8,471	8.5%	44,826	55,174	44.8%	38,248
TAX ASSESSMENT & COLL.	160,000	61,597	38.5%	61,597	98,403	38.5%	50,647
HUMAN RESOURCES	135,186	7,309	5.4%	29,369	105,817	21.7%	52,128
ELECTIONS	11,350	-	0.0%	-	11,350	0.0%	-
TECHNOLOGY	211,354	20,743	9.8%	144,219	67,135	68.2%	146,096
NON-DEPARTMENTAL	863,676	53,780	6.2%	428,097	435,579	49.6%	210,025
MUNICIPAL COURT	342,177	33,051	9.7%	121,070	221,107	35.4%	124,232
ANIMAL SERVICES	389,440	40,913	10.5%	117,334	272,106	30.1%	137,967
POLICE DEPARTMENT	5,197,660	574,623	11.1%	1,826,012	3,371,649	35.1%	1,829,040
FIRE DEPARTMENT	3,965,568	411,771	10.4%	1,225,397	2,740,171	30.9%	1,409,301
PLANNING DEPARTMENT	323,885	28,537	8.8%	101,045	222,840	31.2%	123,406
BUILDING & DEVELOPMENT	286,714	26,973	9.4%	86,269	200,445	30.1%	87,937
CODE ENFORCEMENT	248,667	26,235	10.6%	76,721	171,946	30.9%	106,180
FLEET SERVICES	592,319	43,826	7.4%	152,492	439,827	25.7%	167,275
BUILDING MAINTENANCE	229,330	23,748	10.4%	71,672	157,658	31.1%	70,167
PARK DEPARTMENT	1,501,436	113,528	7.6%	365,899	1,135,537	24.4%	552,523
LIBRARY	611,246	60,368	9.9%	187,888	423,358	30.7%	210,850
<b>TOTAL EXPENDITURES</b>	<b>\$ 15,995,754</b>	<b>\$ 1,634,639</b>		<b>\$ 5,350,649</b>	<b>\$ 10,645,105</b>	<b>33.5%</b>	<b>\$ 5,612,193</b>
<b>EXCESS/ (DEFICIT)</b>	<b>\$ (98,973)</b>	<b>\$ 1,324,293</b>		<b>\$ 1,818,790</b>			<b>\$ 1,692,596</b>

\*\* UNAUDITED \*\*



### UTILITY FUND

#### Current Fiscal Year, 2024-2025

RESOURCES	Budget		Jan-2025		Jan-2025		Year-to-Date		Y-T-D		Jan-2024	
	FY 2024-2025	Actual	Actual	% of Budget	Actual	% of Budget	Actual	Variance	% of Budget	Y-T-D	Y-T-D	Actual
Penalties	\$ 132,000	\$ 14,986	\$ 14,986	11.4%	\$ 55,378	\$ 76,622	\$ 43,138		42.0%		\$ 43,138	
Interest Income	160,000	7,615	7,615	4.8%	29,392	130,608	72,016		18.4%		72,016	
Misc Income	102,000	6,144	6,144	6.0%	23,193	78,807	39,430		22.7%		39,430	
Water Sales	11,700,000	852,652	852,652	7.3%	3,446,212	8,253,788	2,894,229		29.5%		2,894,229	
Sewer Charges	3,493,000	349,906	349,906	10.0%	1,324,136	2,168,864	962,807		37.9%		962,807	
Solid Waste Collection Fees	3,100,000	278,858	278,858	9.0%	1,133,462	1,966,538	1,081,693		36.6%		1,081,693	
Tap and Connect Fees	150,000	6,670	6,670	4.4%	46,603	103,397	58,734		31.1%		58,734	
Leases and Rentals	35,000	2,949	2,949	8.4%	13,646	21,354	14,213		39.0%		14,213	
<b>TOTAL RESOURCES</b>	<b>\$ 18,872,000</b>	<b>\$ 1,519,781</b>	<b>\$ 1,519,781</b>		<b>\$ 6,072,022</b>	<b>\$ 12,799,978</b>	<b>\$ 5,166,260</b>		<b>32.2%</b>		<b>\$ 5,166,260</b>	

\*\*UNAUDITED\*\*



## UTILITY FUND

### Current Fiscal Year, 2024-2025

EXPENDITURES	Budget		Jan-2025		Year-to-Date		Y-T-D		Jan-2024	
	FY 2024-2025	Actual	Actual	% of Budget	Actual	Actual	Variance	% of Budget	Y-T-D	Y-T-D Actual
NON-DEPARTMENTAL	\$ 1,577,026	\$ 131,042	\$ 131,042	8.3%	\$ 840,353	\$ 736,673	\$ 736,673	53.3%	\$	289,433
UTILITY ADMINISTRATION	1,613,883	131,026	131,026	8.1%	450,887	1,162,996	1,162,996	27.9%		401,532
FLEET SERVICES	510,237	45,926	45,926	9.0%	134,658	375,579	375,579	26.4%		141,963
SOLID WASTE MANAGEMENT	3,183,100	257,869	257,869	8.1%	764,815	2,418,285	2,418,285	24.0%		733,926
WATER TREATMENT	2,910,465	234,479	234,479	8.1%	798,738	2,111,727	2,111,727	27.4%		800,432
FRESH WATER SUPPLY	1,806,561	150,107	150,107	8.3%	600,430	1,206,131	1,206,131	33.2%		524,827
WASTEWATER PLANTS	838,905	76,650	76,650	9.1%	250,641	588,264	588,264	29.9%		223,773
UTILITY DEPARTMENT	1,411,100	131,209	131,209	9.3%	388,787	1,022,313	1,022,313	27.6%		408,151
PRETREATMENT DEPARTMENT	76,058	6,554	6,554	8.6%	16,427	59,631	59,631	21.6%		36,274
DEBT SERVICE	4,943,790	400	400	0.0%	1,493,162	3,450,628	3,450,628	30.2%		786,779
<b>TOTAL EXPENDITURES</b>	<b>\$ 18,871,125</b>	<b>\$ 1,165,263</b>	<b>\$ 1,165,263</b>		<b>\$ 5,738,898</b>	<b>\$ 13,132,227</b>	<b>\$ 13,132,227</b>	<b>30.4%</b>	<b>\$</b>	<b>4,347,089</b>
<b>EXCESS/ (DEFICIT)</b>	<b>\$ 875</b>	<b>\$ 354,518</b>	<b>\$ 354,518</b>		<b>\$ 333,124</b>	<b>\$ 819,171</b>	<b>\$ 819,171</b>		<b>\$</b>	<b>819,171</b>

\*\* UNAUDITED \*\*





# AGENDA ITEM REPORT

**Meeting:** City Council - Feb 18 2025

**Staff Contact:** Anthony Rasor, Utilities Director

**Department:** Utilities

---

**Subject:** Consider pay request #21 to Heritage Construction LLC for work performed at the Southside Wastewater Treatment Plant.

---

**Item Summary:**

Pay Request #21 is in the amount of \$503,386.88. This payment is for work performed at the WWTP including but not limited to pouring concrete, electrical, piping, valves and Effluent Lift Station.

**Financial Impact:**

Amount Payable \$503,386.88  
Original Construction \$40,549,300.00  
Total Adjusted Contract \$41,012,657.85  
Completed Contract Cost to Date \$29,108,769.37  
Percentage time complete 82.8%  
Percent money 61.13%

**Recommendation(s):**

Recommend a motion to approve pay request #21 in the amount of \$503,386.88

**Attachments:**

[MP160 PE No. 21](#)

# PROGRESS ESTIMATE

KSA ENGINEERS, INC.  
140 E. TYLER ST., SUITE 600  
LONGVIEW, TX 75601

Estimate No.: 21

Date: January 25, 2025  
Project: Southside WWTP Improvements  
Period: From: 12/24/2024 To: 01/25/2025  
Contractor: Drake General Contractors, LLC (Heritage)  
Address: 3737 Lamar Ave., Suite 700, Paris, TX 75460  
Amount of Contract as Awarded: \$40,549,300.00

Notice to Proceed Date: May 15, 2023  
Contract Time: 750 Days  
% Complete (Time): 82.80%  
% Complete (\$): 61.13%  
Project No: MP.160

**Change Orders:**

# 1 \$	<u>463,357.85</u>	# 6 \$	<u>                    </u>
# 2 \$	<u>                    </u>	# 7 \$	<u>                    </u>
# 3 \$	<u>                    </u>	# 8 \$	<u>                    </u>
# 4 \$	<u>                    </u>	# 9 \$	<u>                    </u>
# 5 \$	<u>                    </u>	# 10 \$	<u>                    </u>
Total Change Orders:			<u>\$463,357.85</u>
Total Adjusted Contract:			<u>\$41,012,657.85</u>

**PREVIOUS PAYMENTS AUTHORIZED**

#1 thru #9	<u>14,783,654.04</u>	#18	<u>675,331.04</u>
#10	<u>1,283,935.08</u>	#19	<u>587,310.33</u>
#11	<u>1,100,742.51</u>	#20	<u>1,155,424.24</u>
#12	<u>2,050,106.13</u>	#21	<u>                    </u>
#13	<u>2,417,335.80</u>	#22	<u>                    </u>
#14	<u>1,637,803.11</u>	#23	<u>                    </u>
#15	<u>1,185,105.12</u>	#24	<u>                    </u>
#16	<u>1,073,216.20</u>	#25	<u>                    </u>
#17	<u>1,158,805.77</u>	#26	<u>                    </u>
Total Payments			<u>                    </u>
Previously Authorized:			<u>\$29,108,769.37</u>

Item No.	Description	Unit of Meas.	Quantity Original Estimate	Previous Month's Quantity	Current Month's Quantity	Quantity Completed To Date	Unit Price (\$)	Value of Completed Work (\$)
<b>SCHEDULE 1.0 - BASE BID</b>								
1.01	Mobilization, Insurance, and Bonds	LS	1	1.00		1.00	\$1,900,000.00	\$1,900,000.00
1.02	Stormwater Pollution Prevention	LS	1	0.85		0.85	\$15,000.00	\$12,750.00
1.03	<b>Headworks Facility</b>							
1.03A	Excavation, Embedment, & Backfill	LS	1	0.98		0.98	\$290,000.00	\$284,200.00
1.03B	Concrete	LS	1	0.98		0.98	\$250,000.00	\$245,000.00
1.03C	Pipe & Valves	LS	1	0.98		0.98	\$750,000.00	\$735,000.00
1.03D	Major Equipment	LS	1	0.10	0.05	0.15	\$1,400,000.00	\$210,000.00
1.04	<b>Aeration System</b>							
1.04A	Excavation, Embedment, & Backfill	LS	1	0.99		0.99	\$900,000.00	\$891,000.00
1.04B	Drilled Piers	LS	1	1.00		1.00	\$600,000.00	\$600,000.00
1.04C	Concrete	LS	1	1.00		1.00	\$1,100,000.00	\$1,100,000.00
1.04D	Pipe & Valves	LS	1	0.98		0.98	\$900,000.00	\$882,000.00
1.04E	Major Equipment	LS	1	0.95	0.02	0.97	\$1,200,000.00	\$1,164,000.00
1.05	<b>Final Clarifiers 1, 3 &amp; 4</b>							
1.05A	Excavation, Embedment, & Backfill	LS	1	1.00		1.00	\$515,000.00	\$515,000.00
1.05B	Drilled Piers	LS	1	1.00		1.00	\$375,000.00	\$375,000.00
1.05C	Concrete	LS	1	1.00		1.00	\$1,000,000.00	\$1,000,000.00
1.05D	Pipe & Valves	LS	1	1.00		1.00	\$750,000.00	\$750,000.00
1.05E	Major Equipment	LS	1	0.70		0.70	\$1,200,000.00	\$840,000.00
1.06	RAS/WAS Pump Station	LS	1	0.90		0.90	\$703,000.00	\$632,700.00
1.07	Tertiary Filter Improvements	LS	1	0.40	0.15	0.55	\$530,600.00	\$291,830.00
1.08	<b>Disinfection System</b>							
1.08A	Excavation, Embedment, & Backfill	LS	1	0.35	0.10	0.45	\$368,000.00	\$165,600.00
1.08B	Concrete	LS	1	0.00		0.00	\$1,100,000.00	\$0.00
1.08C	Pipe, Valves, & Appurtenances	LS	1	0.00	0.15	0.15	\$100,000.00	\$15,000.00
1.08D	Major Equipment	LS	1	0.00		0.00	\$600,000.00	\$0.00
1.09	<b>Effluent Lift Station</b>							
1.09A	Excavation, Embedment, & Backfill	LS	1	0.75	0.10	0.85	\$271,000.00	\$230,350.00
1.09B	Concrete	LS	1	0.40	0.35	0.75	\$600,000.00	\$450,000.00
1.09C	Pumps, Pipe, & Valves	LS	1	0.05	0.05	0.10	\$200,000.00	\$20,000.00
1.10	Outfall Pipeline	LS	1	1.00		1.00	\$6,207,000.00	\$6,207,000.00
1.11	Sludge Dewatering Building	LS	1	0.10		0.10	\$773,000.00	\$77,300.00
1.12	<b>Yard Piping and Plant Drain Lift Station</b>							
1.12A	Yard Piping	LS	1	0.80	0.05	0.85	\$853,472.00	\$725,451.20
1.12B	Plant Drain Lift Station: Excavation, Embedment & Backfill	LS	1	1.00		1.00	\$100,000.00	\$100,000.00
1.12C	Plant Drain Lift Station: Concrete	LS	1	1.00		1.00	\$200,000.00	\$200,000.00
1.12D	Plant Drain Lift Station: Major Equipment	LS	1	0.00		0.00	\$200,000.00	\$0.00

Item No.	Description	Unit of Meas.	Quantity Original Estimate	Previous Month's Quantity	Current Month's Quantity	Quantity Completed To Date	Unit Price (\$)	Value of Completed Work (\$)
1.13	Sitework							
1.13A	Demolition & Disposal	LS	1	0.95		0.95	\$129,000.00	\$122,550.00
1.13B	Trucking & Stockpiling	LS	1	0.95		0.95	\$685,000.00	\$650,750.00
1.13C	Fence & Gate	LS	1	0.00		0.00	\$75,000.00	\$0.00
1.13D	Miscellaneous Metals	LS	1	0.35	0.10	0.45	\$340,000.00	\$153,000.00
1.13E	Pavement	LS	1	0.00		0.00	\$400,000.00	\$0.00
1.14	SCADA and Power System Study Allowance	AL	1	0.20	0.10	0.30	\$200,000.00	\$60,000.00
1.15	Electrical and Controls							
1.15A	Temporary Power & Dewatering	LS	1	1.00		1.00	\$440,000.00	\$440,000.00
1.15B	MCC Improvements	LS	1	0.05	0.05	0.10	\$1,850,000.00	\$185,000.00
1.15C	Generator & ATS	LS	1	0.05	0.05	0.10	\$1,350,000.00	\$135,000.00
1.15D	Above Ground Wiring & Conduits	LS	1	0.23	0.02	0.25	\$1,500,000.00	\$375,000.00
1.15E	Below Grade & Ductbanks	LS	1	0.50	0.10	0.60	\$1,800,000.00	\$1,080,000.00
1.15F	Lighting	LS	1	0.00		0.00	\$500,000.00	\$0.00
1.15G	Devices, Panels, Flow Meters & Fire Alarm	LS	1	0.04		0.04	\$1,000,000.00	\$40,000.00
1.16	Trench and Excavation Safety	LS	1	0.90		0.90	\$5,500.00	\$4,950.00
1.17	Miscellaneous Allowance	AL	1	0.00		0.00	<b>*6 \$173,904.41</b>	\$0.00
1.18	Tertiary Filter Allowance	AL	1	0.00		0.00	\$1,362,333.00	\$0.00
1.19	Care of Water During Construction	LS	1	0.85	0.02	0.87	\$1,142,095.00	\$993,622.65
<b>SCHEDULE 2.0 - BID ALTERNATES</b>								
2.01	Clarifier No. 2 Rehabilitation	LS	1	0.05		0.05	\$345,300.00	\$17,265.00
2.02	Bar Screens No. 1 and No. 2	LS	1	0.00		0.00	\$476,000.00	\$0.00
2.03	Dewatering Press No. 2	LS	1	0.00		0.00	\$498,000.00	\$0.00
<b>FIELD WORK ORDER No. 1</b>								
*WO1.1	Temporary Electric Conduit Reroute for Sludge Valves	LS	1	1.00		1.00	\$5,424.41	\$5,424.41
<b>FIELD WORK ORDER No. 2</b>								
*WO2.1	Dewatering Press Modifications to Add a Circuit and Booster	LS	1	0.00		0.00	\$5,117.00	\$0.00
<b>FIELD WORK ORDER No. 3</b>								
*WO3.1	Blower Building a Adjustment to avoid existing electrical conduits	LS	1	1.00		1.00	\$10,607.47	\$10,607.47
<b>FIELD WORK ORDER No. 4</b>								
*WO4.1	Remove and replace existing screw pumps with new screw pumps, bypass pumping, gearbox modification for new pumps, commissioning and start up	LS	1	1.00		1.00	\$119,890.00	\$119,890.00
<b>FIELD WORK ORDER No. 5</b>								
*WO5.1	Add approximately 1,000 LF of new fiber and upsize fiber conduits	LS	1	1.00		1.00	\$11,638.00	\$11,638.00
<b>FIELD WORK ORDER No. 6</b>								
*WO6.1	Add Screw Pump Rehabilitation (Evoqua) Additional Cost, Contractor's fee, and Bond	LS	1	0.00		0.00	\$173,418.71	\$0.00
<b>Change Order No. 1</b>								
^CO 1.1	Refurbishment of Two (2) Existing 60-in Diameter Internalift Screw Pumps (Evoqua)	LS	1	0.10		0.10	\$463,357.85	\$46,335.79

\*Per FWO No. 1; \*2 Per FWO No. 2; \*3 Per FWO No. 3; \*4 Per FWO No. 4; \*5 Per FWO No. 5; \*6 Per FWO No. 6

^Per Change Order No. 1

In accordance with the Contract Documents, based on on-site observations and the data comprising the above application, the Engineer represents to the Owner that to the best of the Engineer's knowledge, information and belief, the Work (excluding trench safety) has progressed as indicated, the quality of the Work is in accordance with the Contract Documents, and the Contractor is entitled to payment of the **AMOUNT PAYABLE**. The Contractor is solely responsible for trench safety and as such, the Engineer makes no representation that this pay item has been performed in a manner consistent with the Contract Documents.

KSA ENGINEERS, INC.

By		Total Amount to Date	\$25,070,214.52
Date	January 25, 2025	Material on Hand	\$6,100,476.27
		Less 5% Retainage	\$1,558,534.54
Approved:	CITY OF MOUNT PLEASANT	Net Total	\$29,612,156.25
By		Less Previous Payments	\$29,108,769.37
Date		<b>Amount Payable to Contractor This Estimate</b>	<b>\$503,386.88</b>



# AGENDA ITEM REPORT

**Meeting:** City Council - Feb 18 2025

**Staff Contact:** Anthony Rasor, Utilities Director

**Department:** Utilities

---

**Subject:** Consider pay request #4 to Wicker Construction, Inc. for work performed on the West Loop Wastewater Collection Project.

---

**Item Summary:**

Pay Request #4 is in the amount of \$427,953.24. This pay request is for 25% Mobilization, 25% traffic control, 25% storm water pollution, laying 1958 ft of 8-inch force main this month.

**Financial Impact:**

Original Construction \$9,816,351.10  
Payments Previously Authorized \$2,740,077.86  
The amount of this pay request is \$427,953.24  
Percentage time complete 25.34%  
Percent money 14.06%

**Recommendation(s):**

Recommend a motion to approve pay request #4 in the amount of \$427,953.24

**Attachments:**

[MP162 PE 4](#)

**PROGRESS ESTIMATE**

KSA ENGINEERS, INC.  
140 E. TYLER ST., SUITE 600  
LONGVIEW, TX 75601

Estimate No.: 4  
Date: January 28, 2025  
Project: West Loop Wastewater Collection Improvements  
Period: From: 01/01/2025 To: 01/25/2025  
Contractor: Wicker Construction, Inc.  
Address: PO Box 6765, Shreveport, LA 71136  
Amount of Contract as Awarded: \$9,816,351.10

Notice to Proceed Date: September 3, 2024  
Contract Time: 580 Days  
% Complete (Time) 25.34%  
% Complete (\$) 14.06%  
Project No: MP.162

Change Orders:  
# 1 \$ \_\_\_\_\_ # 6 \$ \_\_\_\_\_  
# 2 \$ \_\_\_\_\_ # 7 \$ \_\_\_\_\_  
# 3 \$ \_\_\_\_\_ # 8 \$ \_\_\_\_\_  
# 4 \$ \_\_\_\_\_ # 9 \$ \_\_\_\_\_  
# 5 \$ \_\_\_\_\_ # 10 \$ \_\_\_\_\_  
Total Change Orders: \$0.00  
Total Adjusted Contract: \$9,816,351.10

PREVIOUS PAYMENTS AUTHORIZED  
#1 170,762.50 #10 \_\_\_\_\_  
#2 296,160.60 #11 \_\_\_\_\_  
#3 2,273,154.76 #12 \_\_\_\_\_  
#4 \_\_\_\_\_ #13 \_\_\_\_\_  
#5 \_\_\_\_\_ #14 \_\_\_\_\_  
#6 \_\_\_\_\_ #15 \_\_\_\_\_  
#7 \_\_\_\_\_ #16 \_\_\_\_\_  
#8 \_\_\_\_\_ #17 \_\_\_\_\_  
#9 \_\_\_\_\_ #18 \_\_\_\_\_  
Total Payments Previously Authorized: \$2,740,077.86

Item No.	Description	Unit of Meas.	Quantity Original Estimate	Previous Month's Quantity	Current Month's Quantity	Quantity Completed To Date	Unit Price (\$)	Value of Completed Work (\$)
<b>BASE BID</b>								
1.01	Mobilization, Insurance, and Bonding	LS	1	0.75	0.25	1.00	\$485,000.00	\$485,000.00
1.02	Barricades, Signs, and Traffic Handling	LS	1	0.50	0.25	0.75	\$15,000.00	\$11,250.00
1.03	Storm Water Pollution Prevention	LS	1	0.50	0.25	0.75	\$2,000.00	\$1,500.00
1.04	Care of Water During Construction	LS	1	0.25	0.25	0.50	\$2,500.00	\$1,250.00
1.05	Temporary Bypass Pumping	LS	1	0.00		0.00	\$1,500.00	\$0.00
1.06	Gravity Sewer Line and Manhole Testing	LS	1	0.00		0.00	\$17,500.00	\$0.00
1.07	Force Main Testing	LS	1	0.00		0.00	\$5,000.00	\$0.00
1.08	Excavation Safety	LS	1	0.00		0.00	\$5,000.00	\$0.00
1.09	Trench Safety	LF	41,954	7,020.00		7,020.00	\$0.65	\$4,563.00
1.10	6-in SDR 21 PVC Force Main	LF	51	0.00		0.00	\$111.00	\$0.00
1.11	6-in SDR 21 Restrained Joint PVC Force Main	LF	43	0.00		0.00	\$69.00	\$0.00
1.12	6-in SDR 26 Restrained Joint PVC Sanitary Sewer Line	LF	68	0.00		0.00	\$85.00	\$0.00
1.13	8-in SDR 21 PVC Force Main	LF	9,730	6,900.00	1,328.00	8,228.00	\$64.00	\$526,592.00
1.14	8-in SDR 21 Restrained Joint PVC Sanitary Sewer Line	LF	1,044	120.00	490.00	610.00	\$62.00	\$37,820.00
1.15	8-in SDR 21 Restrained Joint PVC Sanitary Sewer by Wet Bore	LF	260	80.00	140.00	220.00	\$182.00	\$40,040.00
1.16	12-in SDR 26 PVC Sanitary Sewer Line	LF	8,636	0.00		0.00	\$79.00	\$0.00
1.17	12-in SDR 26 Restrained Joint PVC Sanitary Sewer Line	LF	1,455	0.00		0.00	\$85.00	\$0.00
1.18	18-in PS 115 PVC Sanitary Sewer Line (0FT to 8FT Open Cut)	LF	12,316	0.00		0.00	\$98.00	\$0.00
1.19	18-in PS 115 PVC Sanitary Sewer Line (8FT to 12FT Open Cut)	LF	7,040	0.00		0.00	\$103.00	\$0.00
1.20	18-in PS 115 PVC Sanitary Sewer Line (>12FT Open Cut)	LF	3,410	0.00		0.00	\$108.00	\$0.00
1.21	18-in PS 115 Restrained Joint PVC Sanitary Sewer Line	LF	1,601	0.00		0.00	\$143.00	\$0.00
1.22	12-in Steel Encasement by Dry Bore	LF	106	0.00		0.00	\$260.00	\$0.00
1.23	16-in Steel Encasement by Open Cut	LF	341	120.00	240.00	360.00	\$115.00	\$41,400.00
1.24	16-in Steel Encasement by Dry Bore	LF	544	0.00	110.00	110.00	\$410.00	\$45,100.00
1.25	16-in Steel Encasement by Open Cut with Pipe Supports	LF	240	0.00	140.00	140.00	\$145.00	\$20,300.00
1.26	24-in Steel Encasement by Open Cut	LF	100	0.00		0.00	\$210.00	\$0.00
1.27	24-in Steel Encasement by Dry Bore	LF	774	0.00		0.00	\$628.00	\$0.00
1.28	24-in Steel Encasement by Open Cut with Pipe Supports	LF	460	0.00		0.00	\$240.00	\$0.00
1.29	30-in Steel Encasement by Open Cut	LF	320	0.00		0.00	\$255.00	\$0.00
1.30	30-in Steel Encasement by Dry Bore	LF	1,067	0.00		0.00	\$720.00	\$0.00
1.31	30-in Steel Encasement by Open Cut with Pipe Supports	LF	80	0.00		0.00	\$310.00	\$0.00
1.32	30-in Steel Encasement by Dry Bore at Railroad Crossing	LF	120	0.00		0.00	\$1,145.00	\$0.00
1.33	48-in Sanitary Sewer Manhole (0FT to 8FT Deep)	EA	88	0.00		0.00	\$8,750.00	\$0.00
1.34	Extra Depth for Manholes	VF	225	0.00		0.00	\$620.00	\$0.00

Item No.	Description	Unit of Meas.	Quantity Original Estimate	Previous Month's Quantity	Current Month's Quantity	Quantity Completed To Date	Unit Price (\$)	Value of Completed Work (\$)
1.35	60-in Sanitary Sewer Manhole	EA	6	0.00		0.00	\$12,128.00	\$0.00
1.36	Drop Piping for Manholes	EA	10	0.00		0.00	\$7,039.00	\$0.00
1.37	Combination Air Valve	EA	4	2.00	1.00	3.00	\$3,150.00	\$9,450.00
1.38	8-in Plug Valve	EA	4	3.00	1.00	4.00	\$2,520.00	\$10,080.00
1.39	Cut, Plug, and Abandon Existing Sewer Line	EA	10	0.00		0.00	\$895.00	\$0.00
1.40	Connect to Existing Sewer Line	EA	5	0.00		0.00	\$2,593.00	\$0.00
1.41	Long Side Sewer Service	EA	7	0.00		0.00	\$3,365.00	\$0.00
1.42	Short Side Sewer Service	EA	4	0.00		0.00	\$1,689.00	\$0.00
1.43	Remove and Replace Barbed Wire Fence	LF	610	0.00		0.00	\$17.00	\$0.00
1.44	Install Access Gate	E	13	0.00		0.00	\$950.00	\$0.00
1.45	Open Cut and Repair Asphalt	SY	262	0.00		0.00	\$85.00	\$0.00
1.46	Open Cut and Repair Concrete	SY	132	0.00		0.00	\$100.00	\$0.00
1.47	Open Cut and Repair Gravel	SY	186	0.00		0.00	\$45.00	\$0.00
1.48	24-in RCP Culvert	LF	66	0.00		0.00	\$140.00	\$0.00
1.49	Type R Rock Rip Rap	CY	132	0.00		0.00	\$240.00	\$0.00
1.50	Demolish Existing Lift Station and Appurtenances	EA	3	0.00		0.00	\$12,500.00	\$0.00
1.51	FM 127 Lift Station and Appurtenances	LS	1	0.00		0.00	\$294,000.00	\$0.00
1.52	FM 271 Lift Station and Appurtenances	LS	1	0.00		0.00	\$290,000.00	\$0.00
1.53	6-ft Tall Intruder Resistant Chain Link Fence	LF	264	0.00		0.00	\$50.00	\$0.00
1.54	All Weather Access	SY	620	0.00		0.00	\$48.00	\$0.00
1.55	Electrical Improvements	LS	1	0.00		0.00	\$283,000.00	\$0.00
1.56	Filter Fabric Fence	LF	15,000	0.00	200.00	200.00	\$3.00	\$600.00
1.57	Foundation Material for Unstable Trench	CY	7,770	0.00		0.00	\$1.00	\$0.00
1.58	Erosion Control Matting	SY	500	0.00		0.00	\$5.00	\$0.00
1.59	Temporary Creek Crossing	EA	1	0.00		0.00	\$20,650.00	\$0.00
1.60	Seed and Fertilize	AC	37	0.00		0.00	\$850.00	\$0.00
1.61	Clearing Grubbing	AC	37	32.00		32.00	\$4,500.00	\$144,000.00
1.62	Special Provisions for Landowners	LS	1	0.15	0.05	0.20	\$5,000.00	\$1,000.00
1.63	Miscellaneous Allowance	AL	1	0.00		0.00	\$540,000.00	\$0.00
1.64	Railroad Flagman, Observation, and Survey Allowance	AL	1	0.00		0.00	\$200,000.00	\$0.00
1.65	Remove and Dispose of Existing Sanitary Sewer Line	LF	922	0.00		0.00	\$17.00	\$0.00

In accordance with the Contract Documents, based on on-site observations and the data comprising the above application, the Engineer represents to the Owner that to the best of the Engineer's knowledge, information and belief, the Work (excluding trench safety) has progressed as indicated, the quality of the Work is in accordance with the Contract Documents, and the Contractor is entitled to payment of the **AMOUNT PAYABLE**. The Contractor is solely responsible for trench safety and as such, the Engineer makes no representation that this pay item has been performed in a manner consistent with the Contract Documents.

**KSA ENGINEERS, INC.**

By		Total Amount to Date	\$1,379,945.00
Date	January 28, 2025	Material on Hand	\$1,954,824.58
Approved:	<b>CITY OF MOUNT PLEASANT</b>	Less 5% Retainage	\$166,738.48
By		Net Total	\$3,168,031.10
Date		Less Previous Payments	\$2,740,077.86
		<b>Amount Payable to Contractor This Estimate</b>	<b>\$427,953.24</b>



# AGENDA ITEM REPORT

**Meeting:** City Council - Feb 18 2025

**Staff Contact:** Anthony Rasor, Utilities Director

**Department:** Utilities

---

**Subject: Consider awarding a bid for the Industrial Lift Station and Force Main construction project.**

---

**Item Summary:**

Sealed bids were received for the Industrial Lift Station and Force Main on February 4, 2025. The city received a total of 5 bids with J 2 Construction Services, LLC of Longview, TX submitting the low bid in the amount of \$1,440,272. The 2024-2025 budgeted amount for this construction project is \$2,600,000. As a component of the Local Bounti Economic Development Project the MPIDC committed \$1,000,000,000 for the construction of the industrial Lift Station. The Engineers estimated construction cost was \$1,989,744.

**Financial Impact:**

Engineer's Fee: \$317,000.00

Low Bid Construction Cost: \$1,440,272.00

Total Project Cost: \$1,757,272.00

**Recommendation(s):**

Recommend a motion to award a contract in the amount of \$1,440,272.00 to J 2 Construction Services, LLC Longview, TX. for the Industrial Lift Station and Force Main.

**Attachments:**

[Acceptance Letter and Bid Tabulation](#)

February 5, 2025

Mr. Greg Nyhoff  
Interim City Manager  
**City of Mount Pleasant**  
501 N. Madison  
Mount Pleasant, TX 75455

via email

**RE: City of Mount Pleasant  
Industrial Lift Station and Force Main  
KSA Project No. 102055  
Award Consideration and Bid Tabulation**

Dear Mr. Nyhoff:

Sealed bids were received, publicly opened, and read aloud for the above referenced project on Tuesday, February 4, 2025, at 10:00 AM at Mount Pleasant City Hall. A total of five (5) bids were received, as shown on the attached bid tabulation.

The notification and advertising process for this bid included advertisement in the local newspaper, and presentation of the plans and specifications on [www.civcastusa.com](http://www.civcastusa.com).

J 2 Construction Services of Longview, TX submitted the low bid in the amount of \$1,440,272.00.

From review of the information provided in the bid proposal, and prior experience with the Contractor, the low bidder appears qualified to perform the work required and is capable of successfully completing the project.

Respectfully,

**KSA Engineers, Inc.**



Brittney Smith, P.E.  
Municipal Team Leader

BNS/ss

Enclosure: Bid Tabulation

pc: Lanny Buck, P.E., KSA



## BID TABULATION

**City of Mount Pleasant**  
**Industrial Lift Station and Force Main**  
**KSA Project No. 102055**  
**Bid Date: February 4, 2025**

<b>1</b> J 2 Construction Services, LLC 3603 Brent Rd. Longview, TX 75604 903.491.9001	<b>2</b> Wicker Construction, Inc. 9640 Wallace Lake Rd. Shreveport, LA 71106 318.207.2718	<b>3</b> RBIS, LLC 3084 E. 19 St. Texarkana, AR 71854 903.701.3111
--	--	--

BID ITEM	DESCRIPTION	UNIT	QTY	UNIT PRICE	TOTAL PRICE	UNIT PRICE	TOTAL PRICE	UNIT PRICE	TOTAL PRICE
<b>SCHEDULE 1 - GENERAL</b>									
1.01	Mobilization, Insurance, Bonds	LS	1	\$47,600.00	\$47,600.00	\$72,250.00	\$72,250.00	\$69,000.00	\$69,000.00
1.02	Barricades, Signs, and Traffic Handling	LS	1	\$7,950.00	\$7,950.00	\$2,500.00	\$2,500.00	\$2,400.00	\$2,400.00
1.03	Cleaning and Grubbing	AC	1	\$26,700.00	\$26,700.00	\$5,000.00	\$5,000.00	\$17,850.00	\$17,850.00
1.04	Force Main Testing	LS	1	\$13,000.00	\$13,000.00	\$1,500.00	\$1,500.00	\$11,900.00	\$11,900.00
1.05	Temporary Bypass Pumping	LS	1	\$91,200.00	\$91,200.00	\$20,000.00	\$20,000.00	\$35,300.00	\$35,300.00
1.06	Care of Water During Construction	LS	1	\$2,200.00	\$2,200.00	\$500.00	\$500.00	\$3,000.00	\$3,000.00
1.07	Stormwater Pollution Prevention	LS	1	\$13,650.00	\$13,650.00	\$1,500.00	\$1,500.00	\$1,800.00	\$1,800.00
1.08	Excavation Safety	LS	1	\$2,200.00	\$2,200.00	\$1,500.00	\$1,500.00	\$3,000.00	\$3,000.00
1.09	Trench Safety	LF	7,790	\$0.50	\$3,895.00	\$0.50	\$3,895.00	\$1.20	\$9,348.00
1.10	Demo Existing Lift Station Site	LS	1	\$14,300.00	\$14,300.00	\$16,800.00	\$16,800.00	\$12,000.00	\$12,000.00
1.11	Foundation material for Trench	CY	1,400	\$49.00	\$68,600.00	\$0.25	\$350.00	\$7.20	\$10,080.00
1.12	8-in SDR 21 PVC Force Main	LF	7,790	\$38.00	\$296,020.00	\$57.50	\$447,925.00	\$29.00	\$225,910.00
1.13	8-in SDR 21 Restrained Joint PVC Force	LF	896	\$81.00	\$72,576.00	\$141.00	\$126,336.00	\$82.00	\$73,472.00
1.14	Air Release Valve Assembly	EA	6	\$1,950.00	\$11,700.00	\$3,625.00	\$21,750.00	\$2,800.00	\$16,800.00
1.15	Cut, Plug, and Abandon Existing Force	EA	4	\$1,324.00	\$5,296.00	\$500.00	\$2,000.00	\$1,400.00	\$5,600.00
1.16	8-in Plug Valve Assembly	EA	5	\$4,305.00	\$21,525.00	\$3,500.00	\$17,500.00	\$4,500.00	\$22,500.00
1.17	Open Cut and Repair Asphalt	SY	273	\$57.00	\$15,561.00	\$90.00	\$24,570.00	\$100.00	\$27,300.00
1.18	Open Cut and Repair Concrete	SY	18	\$263.00	\$4,734.00	\$125.00	\$2,250.00	\$95.00	\$1,710.00
1.19	Open Cut and Repair Gravel	SY	361	\$27.00	\$9,747.00	\$20.00	\$7,220.00	\$11.00	\$3,971.00
1.20	Remove and Replace Barbed Wire Fence	LF	40	\$32.00	\$1,280.00	\$25.00	\$1,000.00	\$36.00	\$1,440.00
1.21	Connect to Existing Force Main	EA	1	\$8,950.00	\$8,950.00	\$5,000.00	\$5,000.00	\$3,500.00	\$3,500.00
1.22	Existing Air Release Valve Abandonment	EA	3	\$395.00	\$1,185.00	\$500.00	\$1,500.00	\$1,100.00	\$3,300.00
1.23	Sanitary Lift Station Improvements	LS	1	\$359,360.00	\$359,360.00	\$332,000.00	\$332,000.00	\$486,700.00	\$486,700.00
1.24	Lift Station Coating System	LS	1	\$44,000.00	\$44,000.00	\$46,000.00	\$46,000.00	\$48,100.00	\$48,100.00
1.25	2,000 LB Capacity Electric Crane	EA	1	\$16,450.00	\$16,450.00	\$4,000.00	\$4,000.00	\$89,250.00	\$89,250.00
1.26	Wooden Privacy Fence with Gates	LF	105	\$74.00	\$7,770.00	\$85.00	\$8,925.00	\$150.00	\$15,750.00
1.27	Asphalt Driveway at Lift Station	SY	138	\$76.00	\$10,488.00	\$100.00	\$13,800.00	\$115.00	\$15,870.00
1.28	100-kW Generator	LS	1	\$85,155.00	\$85,155.00	\$80,500.00	\$80,500.00	\$91,000.00	\$91,000.00
1.29	Electrical Improvements	LS	1	\$84,735.00	\$84,735.00	\$89,000.00	\$89,000.00	\$102,000.00	\$102,000.00
1.30	Electrical Power System Studies	LS	1	\$8,925.00	\$8,925.00	\$9,400.00	\$9,400.00	\$11,900.00	\$11,900.00
1.31	Seed and Fertilize	AC	2	\$2,260.00	\$4,520.00	\$1,200.00	\$2,400.00	\$6,000.00	\$12,000.00
1.32	Miscellaneous Allowance	AL	1	\$79,000.00	\$79,000.00	\$79,000.00	\$79,000.00	\$79,000.00	\$79,000.00
<b>TOTAL BID AMOUNT</b>					<b>\$1,440,272.00</b>		<b>\$1,447,871.00</b>		<b>\$1,512,751.00</b>

Compiled by:



a Pape-Dawson company

TBPE Firm Registration No. F-1356

*Brittney Smith*

**Brittney Smith, P.E.**

Project Manager

## BID TABULATION

<b>City of Mount Pleasant</b> <b>Industrial Lift Station and Force Main</b> <b>KSA Project No. 102055</b> <b>Bid Date: February 4, 2025</b>				<b>4</b> Dixie Overland Construction, LLC 378 Burson Rd. Sibley, LA 71073 318.953.5365		<b>5</b> WM Miller Construction Co., Inc. PO Box 38 Judson, TX 74550 903.663.4172	
BID ITEM	DESCRIPTION	UNIT	QTY	UNIT PRICE	TOTAL PRICE	UNIT PRICE	TOTAL PRICE
<b>SCHEDULE 1 - GENERAL</b>							
1.01	Mobilization, Insurance, Bonds	LS	1	\$29,000.00	\$29,000.00	\$110,760.00	\$110,760.00
1.02	Barricades, Signs, and Traffic Handling	LS	1	\$6,200.00	\$6,200.00	\$6,000.00	\$6,000.00
1.03	Cleaning and Grubbing	AC	1	\$10,000.00	\$10,000.00	\$16,436.40	\$16,436.40
1.04	Force Main Testing	LS	1	\$8,000.00	\$8,000.00	\$17,436.00	\$17,436.00
1.05	Temporary Bypass Pumping	LS	1	\$45,000.00	\$45,000.00	\$260,150.00	\$260,150.00
1.06	Care of Water During Construction	LS	1	\$11,000.00	\$11,000.00	\$13,522.50	\$13,522.50
1.07	Stormwater Pollution Prevention	LS	1	\$3,760.00	\$3,760.00	\$3,892.80	\$3,892.80
1.08	Excavation Safety	LS	1	\$6,930.00	\$6,930.00	\$6,000.00	\$6,000.00
1.09	Trench Safety	LF	7,790	*\$1.50	\$11,685.00	\$1.44	\$11,217.60
1.10	Demo Existing Lift Station Site	LS	1	\$28,000.00	\$28,000.00	\$93,500.00	\$93,500.00
1.11	Foundation material for Trench	CY	1,400	*\$100.00	\$140,000.00	\$119.52	\$167,328.00
1.12	8-in SDR 21 PVC Force Main	LF	7,790	*\$68.00	\$529,720.00	\$48.87	\$380,697.30
1.13	8-in SDR 21 Restrained Joint PVC Force	LF	896	*\$112.00	\$100,352.00	\$58.84	\$52,720.64
1.14	Air Release Valve Assembly	EA	6	*\$6,280.00	\$37,680.00	\$2,107.20	\$12,643.20
1.15	Cut, Plug, and Abandon Existing Force	EA	4	*\$1,630.00	\$6,520.00	\$1,567.65	\$6,270.60
1.16	8-in Plug Valve Assembly	EA	5	*\$4,860.00	\$24,300.00	\$4,893.75	\$24,468.75
1.17	Open Cut and Repair Asphalt	SY	273	*\$150.00	\$40,950.00	\$76.56	\$20,900.88
1.18	Open Cut and Repair Concrete	SY	18	*\$320.00	\$5,760.00	\$333.33	\$5,999.94
1.19	Open Cut and Repair Gravel	SY	361	*\$62.00	\$22,382.00	\$37.01	\$13,360.61
1.20	Remove and Replace Barbed Wire Fence	LF	40	*\$79.00	\$3,160.00	\$33.92	\$1,356.80
1.21	Connect to Existing Force Main	EA	1	*\$9,460.00	\$9,460.00	\$5,400.00	\$5,400.00
1.22	Existing Air Release Valve Abandonment	EA	3	*\$1,430.00	\$4,290.00	\$683.90	\$2,051.70
1.23	Sanitary Lift Station Improvements	LS	1	\$624,000.00	\$624,000.00	\$484,000.00	\$484,000.00
1.24	Lift Station Coating System	LS	1	\$18,000.00	\$18,000.00	\$23,375.00	\$23,375.00
1.25	2,000 LB Capacity Electric Crane	EA	1	\$59,000.00	\$59,000.00	\$20,836.20	\$20,836.20
1.26	Wooden Privacy Fence with Gates	LF	105	*\$131.00	\$13,755.00	\$144.00	\$15,120.00
1.27	Asphalt Driveway at Lift Station	SY	138	*\$113.00	\$15,594.00	\$432.00	\$59,616.00
1.28	100-kW Generator	LS	1	\$70,000.00	\$70,000.00	\$91,960.00	\$91,960.00
1.29	Electrical Improvements	LS	1	\$210,000.00	\$210,000.00	\$310,750.00	\$310,750.00
1.30	Electrical Power System Studies	LS	1	\$10,000.00	\$10,000.00	\$9,900.00	\$9,900.00
1.31	Seed and Fertilize	AC	2	*\$2,730.00	\$5,460.00	\$1,020.00	\$2,040.00
1.32	Miscellaneous Allowance	AL	1	\$79,000.00	\$79,000.00	\$79,000.00	\$79,000.00
<b>TOTAL BID AMOUNT</b>					<b>\$2,188,958.00</b>		<b>*\$2,328,710.92</b>



# AGENDA ITEM REPORT

**Meeting:** City Council - Feb 18 2025

**Staff Contact:** Lynn Barrett, Director of Development Services

**Department:** Planning

---

**Subject:** Hold a Public Hearing and Consider Ordinance 2025-05 at the request of owner Richard Hess to approve authorizing a Specific Use Permit for an accessory structure for farm implements and equipment storage utilizing a design incorporating storage containers on ranch land located on a 10-acre tract in FD (Future Development) zoning district in the Daniel McCall Survey 357, Tract 920, adjacent to 1040 E 16th Street. SUP-2025-01

---

## **Item Summary:**

Because the subject property is zoned FD, City Council is charged in Section 155.06 of the code of ordinances with making specific use determinations in that zoning district, as it is intended to be a holding district for annexed property. Agricultural uses are allowed, however shipping containers as storage uses are not specifically allowed, only being permitted by right in commercial and industrial zones. However, as the applicant is proposing they be used as sides of his implement storage structure according to a design package that he purchased for his agricultural equipment, he was directed to apply for a specific use permit through an ordinance from City Council.

Staff has proposed, and Mr. Hess has agreed, that the following conditions be included:

1. The construction of the structure shall be properly permitted and shall conform to the City of Mount Pleasant Building and Fire Codes as adopted.
2. The use will be limited solely to agricultural implements and equipment storage incidental to the agricultural use of the property.

After a public hearing at the February 11, 2025 meeting, the Planning and Zoning Commission unanimously voted 3-0 to recommend approval per staff's recommendation. Notices were sent out and we received no responses.

## **Financial Impact:**

N/A

## **Recommendation(s):**

Motion to approve Ordinance 2025-5 to allow a specific use permit for an accessory structure for farm implements and equipment storage utilizing a design incorporating storage containers on the subject property subject to required conditions presented by staff.

## **Attachments:**

[Staff Memo SUP2025-01 Hess](#)

# CITY OF MOUNT PLEASANT

## CITY COUNCIL MEMORANDUM

### PLANNING DEPARTMENT

---

**TO:** City Council  
**CC:** Greg Nyhoff, Interim City Manager  
**FROM:** Lynn Barrett, Director of Development Services  
**DATE:** February 18, 2025  
**SUBJECT:** Public Hearing and Specific Use Permit to allow construction of an accessory structure for farm implement and equipment storage utilizing a design incorporating storage containers in FD zoning district

---

An application has been submitted by property owner Richard Hess to allow construction of a farm implement storage structure that would use shipping containers for its sides to be erected on a tract of ranch land zoned Future Development (FD) adjacent to 1040 E 16<sup>th</sup> Street.

Because the property is zoned FD, City Council is charged in Section 155.06 of the code of ordinances with making specific use determinations in that zoning district, as it is intended to be a holding district for annexed property. Agricultural uses are allowed, however shipping containers as storage uses are not specifically allowed, only being in commercial and industrial zones. However, as the applicant is proposing they be used as sides of his implement storage structure according to a design package that he purchased for his agricultural equipment, he was directed to apply for the specific use permit process and requested an allowance recommendation from Planning and Zoning Commission and permission from City Council. The action requires City Council approval of a zoning ordinance for the specific use.

Staff has proposed, and Mr. Hess has agreed that the following conditions be included:

- 1) The construction of the structure shall be properly permitted and shall conform to the City of Mount Pleasant Building and Fire Codes as adopted.
- 2) That the use will be limited solely to agricultural implement and equipment storage incidental to the agricultural use of the property.

Staff is recommending the approval of this Specific Use Permit for agricultural use on the property.

On a 3-0 unanimous vote, the Planning and Zoning Commission voted to recommend approval of this Specific Use Permit as presented by staff at its February 11<sup>th</sup> meeting. Public notices were sent out and we received 0 responses. The letter and addresses are attached.

Property owners of industrial and commercial tracts as well as FD agricultural properties within 200 feet of the subject property were notified. No responses have been received.

---

## ORDINANCE 2025-5

### SPECIFIC USE PERMIT NO. SUP-2025-01

**AN ORDINANCE OF THE CITY COUNCIL OF THE CITY OF MOUNT PLEASANT, TEXAS, AMENDING THE CODE OF ORDINANCES CHAPTER 155 ZONING CODE, SECTION 155.45 SPECIFIC USE PERMIT REGULATIONS, OF THE CITY OF MOUNT PLEASANT, AS HERETOFORE AMENDED, SO AS TO SPECIFICALLY ALLOW STORAGE CONTAINERS BE USED AS THE SIDES OF A AGRICULTURE EQUIPMENT SHELTER LOCATED IN FD (FUTURE DEVELOPMENT DISTRICT) ON THE PROPERTY IDENTIFIED AS A 10-ACRE TRACT OF LAND DESCRIBED AS DANIEL MCCALL SURVEY 357, TRACT 920, CITY OF MOUNT PLEASANT, TITUS COUNTY TEXAS, AND MORE FULLY DESCRIBED HEREIN BY EXHIBIT 'A'; PROVIDING FOR SPECIAL CONDITIONS; PROVIDING FOR A PENALTY OF FINE NOT TO EXCEED THE SUM OF TWO THOUSAND DOLLARS (\$2,000.00) FOR EACH OFFENSE; PROVIDING FOR A SEVERABILITY CLAUSE; PROVIDING FOR A REPEALER CLAUSE; PROVIDING FOR AN EFFECTIVE DATE.**

**WHEREAS** , the City has received a request from Richard Hess for the approval of a Specific Use Permit for an accessory structure for farm implement and equipment storage utilizing a design incorporating storage containers on ranch land located on a 10-acre tract in FD (Future Development) zoning district in the Daniel McCall Survey 357, Tract 920 City of Mount Pleasant, Titus County, Texas, located adjacent to 1040 E 16<sup>th</sup> Street, and being more fully described in Exhibit 'A' of this ordinance, which hereinafter shall be referred to as the Subject Property and incorporated by reference herein; and

**WHEREAS** , the Planning and Zoning Commission of the City of Mount Pleasant and the governing body of the City of Mount Pleasant in compliance with the laws of the State of Texas and the ordinances of the City of Mount Pleasant have given the requisite notices by publication and otherwise, and have held public hearings and afforded a full and fair hearing to all property owners generally and to all persons interested in and situated in the affected area, and in the vicinity thereof, and the governing body in the exercise of its legislative discretion, has concluded that the subject property's zoning should be amended as follows:

**NOW, THEREFORE, BE IT ORDAINED BY THE CITY COUNCIL OF THE CITY OF MOUNT PLEASANT, TEXAS:**

**Section 1.** That the Code of Ordinances Chapter 155 Zoning Code, Section 155.45 Specific Use Permit Regulations of the City of Mount Pleasant, as heretofore amended, be and the same is hereby amended so as to grant a Specific Use Permit (SUP) allowing an accessory structure for farm implement and equipment storage utilizing a design incorporating storage containers be allowed to be constructed on vacant ranch land in a FD (Future Development District) on the Subject Property; and

**Section 2.** That the Subject Property shall be developed and/or used only in the manner and for the purposes described in this Specific Use Permit (SUP) ordinance and as stipulated by the Code of Ordinances Chapter 155 Zoning Code, Section 155.06 B(4) and 155.20 FD (Future Development District) as heretofore amended, as amended herein by granting of this zoning change, and as may be amended in the future and shall be subject to the following conditions and compliance standards :

#### **2.1 Operational Conditions**

---

The following conditions pertain to the placement of an accessory structure for farm implementation and equipment storage utilizing a design incorporating storage containers on ranch land on the Subject Property, and conformance to these operational conditions are required for continued operations:

- 3) The construction of the structure shall be properly permitted and shall conform to the City of Mount Pleasant Building and Fire Codes as adopted.
- 4) The use will be limited solely to agricultural implements and equipment storage incidental to the agricultural use of the property.

**Section 3.** That the official zoning map of the City be corrected to reflect the changes in zoning described herein.

**Section 4.** That all ordinances of the City of Mount Pleasant in conflict with the provisions of this ordinance be, and the same hereby repealed to the extent of that conflict.

**Section 5.** That any person, firm, or corporation violating any of the provisions of this ordinance shall be deemed guilty of a misdemeanor and upon conviction shall be punished by a penalty of a fine not to exceed the sum of Two Thousand Dollars (\$2,000.00) for each offense and each and every day such offense shall continue shall be deemed to constitute a separate offense;

**Section 6.** That if any section, paragraph, or provision of this ordinance or the application of that section, paragraph, or provision to any person, firm, corporation or situation is for any reason judged invalid, the adjudication shall not affect any other section, paragraph, or provision of this ordinance or the application of any other section, paragraph or provision to any other person, firm, corporation or situation, nor shall adjudication affect any other section, paragraph, or provision of the Code of Ordinances and the City Council declares that it would have adopted the valid portions and applications of the ordinance without the invalid parts and to this end the provisions for this ordinance are declared to be severable;

**SECTION 7.** That this ordinance shall take effect immediately from and after its passage and the publication of the caption of said ordinance as the law in such cases provides.

**PASSED BY AN AFFIRMATIVE VOTE OF THE CITY COUNCIL, GOVERNING BODY OF THE CITY OF MOUNT PLEASANT, TEXAS, THIS THE 18<sup>TH</sup> DAY OF FEBRUARY 2025.**

**APPROVED:**

\_\_\_\_\_  
**TRACY CRAIG, SR., MAYOR**

**ATTEST:**

\_\_\_\_\_  
**CANDIAS WEBSTER, CITY SECRETARY**

**APPROVED AS TO FORM:**

\_\_\_\_\_  
**LEA REAM, CITY ATTORNEY**

---

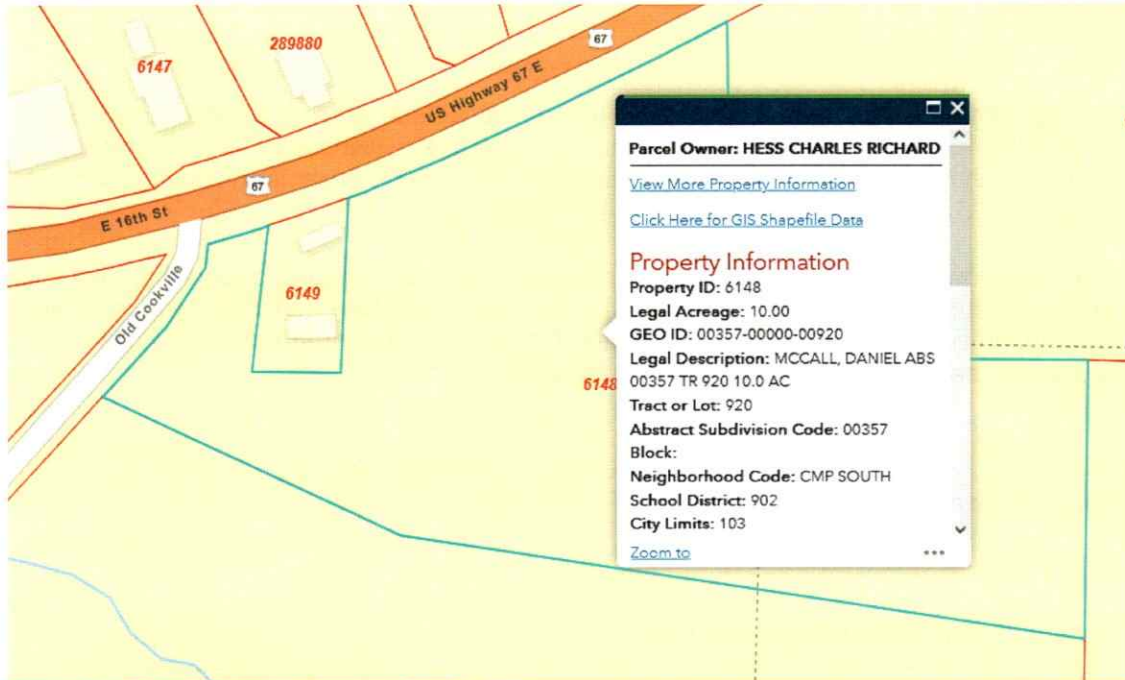
# EXHIBIT A ORDINANCE 2025-5 SUP-2024-01

Property Information **Property ID:** 6148

**Legal Acreage:** 10.00

**GEO ID:** 00357-00000-00920

**Legal Description:** MCCALL, DANIEL ABS 00357 TR 920 10.0 AC **Tract or Lot:** 920





## **Public Notice**

The City of Mount Pleasant Planning and Zoning Commission will hold a public hearing on **Tuesday, February 11, 2025, at 5:30 p.m.** and the City Council will hold a public hearing on **Tuesday, February 18, 2025, at 6:00 p.m.** in the Council Chambers at Mount Pleasant City Hall, 501 N Madison, Mount Pleasant, Texas to consider the following item(s):

**Case No: SUP-2024-01**

Hold a Public Hearing to consider the request of owner Richard Hess, to approve a Specific Use Permit for an accessory structure for farm implement and equipment storage utilizing a design incorporating storage containers on ranch land located on a 10-acre tract in FD (Future Development) zoning district in the Daniel McCall Survey 357, Tract 920, adjacent to 1040 E 16th Street.

As an interested property owner within 200 feet of the property, you are invited to attend this meeting and/or express your thoughts in writing by returning the form below. To ensure that your comments are included in the information sent to the Planning and Zoning Commission and/or the City Council please return the completed form below no later than **February 11, 2025.**

Lynn Barrett, AICP  
Director of Development Services  
500 N Madison  
Mount Pleasant, TX 75455

Email: lbarrett@mpcity.org  
Phone: (903) 575-4149

(Please return portion of form below the dotted line)

-----  
**Case number: SUP-2024-01**

**Please place a check mark on the appropriate line below:**

\_\_\_ I am in favor of the request for the reasons listed below

\_\_\_ I am opposed to the request for the reasons listed below

**Comments:**

\_\_\_\_\_  
\_\_\_\_\_  
\_\_\_\_\_

**Name:** \_\_\_\_\_

**Signature:** \_\_\_\_\_

**Address:** \_\_\_\_\_





SUP-2024-01 Richard Hess

	289880	1016 CR442 MOUNT PLEASANT, TX75455
THOMAS, KARL & ANGELA 801 E 16TH MOUNT PLEASANT, TX75455		6177
	6145	TARAMP LLC 317 ALABAMA MOUNT PLEASANT, TX75455
DENMAN, CHARLES PO BOX 747 MOUNT PLEASANT, TX75456		103744
	6171	TO THE TOP INC 1106 N WASHINGTON AVE MT. PLEASANT, TX75455
BELL CONCRETE INC PO BOX 479 SULPHUR SPRINGS, TX75483		6144
	6147	SPANN, JAMES H PO BOX 1111 MOUNT PLEASANT, TX75456
PHB & JBM INVESTMENTS LLC		



# AGENDA ITEM REPORT

**Meeting:** City Council - Feb 18 2025

**Staff Contact:** Greg Nyhoff, City Manager

**Department:** Administration

---

**Subject:      Ratification of Interim City Manager Letter to the City of Winfield Notice of Water Rate increases effective April 2025.**

---

**Item Summary:**

The City of Mount Pleasant has a Water Purchase Contract with the City of Winfield dated April 2019. The City of Mount Pleasant meters Winfield water usage through a single master meter. The City bills Winfield monthly for the usage. Winfield manages its own distribution system and bills their own customers.

In the spring of 2024 City Council adopted a 5-year rate increase matrix which included rate increases for Winfield. The adopted increase for Winfield for 2025 is \$3.40 per 1,000 gallons usage. The current rate is \$2.90 per \$1,000 gallons usage.

The letter provides notice to the City of Winfield that we will begin billing the new rate in April of 2025. Upon receipt of this notice the City of Winfield Council will meet to discuss and vote to raise rates for their customers in order to collect the revenue required to pay for the increased rates charged by the City of Mount Pleasant. The April billing provides them ample time for City Council to adopt new rates and process the new rates into the billing cycle for their customers.

**Financial Impact:**

N/A

**Recommendation(s):**

Motion to ratify the Notice of Rate Increase letter from the Interim City Manager Greg Nyhoff to the City of Winfield

**Attachments:**

[City of Winfield Water letter](#)  
[Winfield Water Rates](#)



February 12, 2025

Honorable Mayor Debbie Curitt  
City of Winfield  
P.O. Box 98, 75493

City of Winfield Mayor Curitt,

In 2024 the City of Mount Pleasant adopted a 5-year water rate plan and rate increases for each year of the 5-year period. The adopted rate for Winfield remained at \$2.90 per 1,000 gallons of water usage in 2024, the same rate as was charged in 2023.

The City of Mount Pleasant adopted a water rate increase for the City of Winfield of \$3.40 per 1,000 gallons of water usage for 2025.

This is a notification that beginning in April 2025 you will be billed the new water rate of \$3.40 per 1,000 gallons of water usage. The timing of the April bill will be consistent with your normal billing cycle. On February 18, 2025, I will request that the Mount Pleasant City Council ratify this decision to initiate the City of Winfield rate increase, which will become effective in April 2025.

We appreciate you as our neighbor and water utility customer.

If you have any questions, please don't hesitate to call!

Regards,

Greg Nyhoff  
Mount Pleasant Interim City Manager  
903-575-4000

Cc: City Secretary Tanya Woods



**Winfield Contract Water Rates**

<b>FY</b>	<b>Current</b>	<b>2024</b>	<b>2025</b>	<b>2026</b>	<b>2027</b>	<b>2028</b>
<b>DEMAND CHARGE</b>						
3/4" or less	\$ -	\$ -	\$ -	\$ -	\$ -	\$ -
1"	-	-	-	-	-	-
2"	-	-	-	-	-	-
3"	-	-	-	-	-	-
4"	-	-	-	-	-	-
6"	-	-	-	-	-	-
8"	-	-	-	-	-	-
10"	-	-	-	-	-	-
12"	-	-	-	-	-	-
<b>VOLUMETRIC RATES</b>						
All Volumes	\$ 2.90	\$ 2.90	\$ 3.40	\$ 3.57	\$ 3.75	\$ 3.75



# AGENDA ITEM REPORT

**Meeting:** City Council - Feb 18 2025

**Staff Contact:** Greg Nyhoff, City Manager

**Department:** Administration

---

**Subject:** City Manager's Report

---

**Item Summary:**

updates from Greg and monthly department reports

**Financial Impact:**

N/A

**Recommendation(s):**

no motion needed

**Attachments:**

[Airport January 2025](#)

[Animal Control January 2025](#)

[Building Permits January 2025](#)

[Code January 2025 report](#)

[Code Dept yr to date report](#)

[Fire January 2025](#)

[Library January 2025](#)

[February 2025 Library Newsletter](#)

[P & Z January 2025](#)

[Police January 2025](#)

[Public Works January 2025](#)

[Utilities January 2025](#)

# AIRPORT MONTHLY REPORT

Jan-25

Item/Activity	This month	Total YTD	This Month Year Ago	Total Year Ago
<b>AIRPORT OPERATIONS</b>		2826	456	3128
Fixed Wing Reciprocating - Single	356	1770	278	1958
Fixed Wing Reciprocating - Twin	60	284	54	416
Fixed Wing Turboprop	32	142	16	184
Fixed Wing Jet	66	258	66	286
Helicopter	74	372	42	284
<b>BASED AIRCRAFT</b>				
	141		141	
<b>SALES</b>				
<b>Total Fuel Sale (Gals)</b>	<b>13,014</b>	<b>64,059</b>	<b>10,591</b>	<b>57,090</b>
100LL Fuel Sold (Gals)	4,307	22,372	2,413	16,384
Jet Fuel Sold (Gals)	8,707	41,687	8,178	40,706
<b>Revenue</b>	<b>\$116,659.67</b>	<b>\$398,759.73</b>	<b>\$84,246.97</b>	<b>\$392,682.00</b>
Total Fuel Sale (\$)	\$59,564.11	\$292,884.08	\$50,390.71	\$289,846.52
Aviation Oil w/o tax(\$)	\$1,478.44	\$3,361.42	\$150.24	\$3,222.42
Misc Sales w/o tax(\$)	\$36.95	\$99.08	\$24.02	\$208.81
Rental / Lease Income (\$)	\$55,455.15	\$102,415.15	\$33,682.00	\$99,404.25
<b>Accounting</b>				
Sales Tax Collected (\$)	\$125.02			
Cash Sales Including Tax (\$)	\$29,388.95			
Deposits (\$)	\$29,388.95			
Cash on Hand (\$)	\$100.00			




# CITY OF MT. PLEASANT ANIMAL CONTROL CALENDAR MONTHLY REPORT 2025

## January

AC Officer Activity	2025 This Month	Prior Month	Month to Month % Change	2025 Total YTD	2024 This Month	2024 Total YTD	# YTD + or -	2025 % Change YTD From 2024
Calls for Service	55	43	28%	55	64	64	-9	-14%
Animal Bite Reports	3	4	-25%	3	5	5	-2	-40%
Warnings Issued	8	1	700%	8	5	5	3	60%
Citations Issued	3	7	-57%	3	11	11	-8	-73%
Complaints filed with Court	28	0	2800%	28	0	0	28	2800%
Animals Delivered to Shelter	2025 This Month	Prior Month	2025 Total YTD	% of all Impounds for all 2025 Year	2024 This Month	2024 Total YTD	# YTD + or -	2025 % Change YTD From 2024
Animal Control	13	17	13	10%	30	30	-17	-57%
Mount Pleasant Public	25	54	25	20%	29	29	-4	-14%
Titus County Public	76	78	76	61%	86	86	-10	-12%
Pittsburg Public	4	6	4	3%	16	16	-12	-75%
Gilmer Public	6	7	6	5%	2	2	4	200%
<b>Total Delivery Activity</b>	<b>124</b>	<b>162</b>	<b>124</b>	<b>100%</b>	<b>163</b>	<b>163</b>	<b>-39</b>	<b>-24%</b>
Animal Disposition From Shelter	2025 This Month	Prior Month	Month to Month % Change	2025 Total YTD	2024 This Month	2024 Total YTD	# YTD + or -	2025 % Change YTD From 2024
Animals Reclaimed by Owner	6	16	-63%	6	16	16	-10	-63%
Animals Adopted	58	51	14%	58	48	48	10	21%
Animals given to Rescue Org's	48	39	23%	48	57	57	-9	-16%
Animals Euthanized	39	42	-7%	39	43	43	-4	-9%
Animal Died Natural Causes	1	0	100%	1	1	1	0	0%
<b>Total Animals Released</b>	<b>152</b>	<b>148</b>	<b>3%</b>	<b>152</b>	<b>165</b>	<b>165</b>	<b>-13</b>	<b>-8%</b>
Animals Chipped	62	60	3%	62	56	56	6	11%
Adoption without Fee	25	14	N/A	25	3	3	22	733%
Adoption Fees Received	\$2,212	\$2,556	N/A	\$2,212	\$2,920	\$2,920	-\$708	-24%

**BUILDING/PLANNING & DEVELOPMENT MONTHLY REPORT  
JANUARY 2024-2025**

ITEM--ACTIVITY	THIS MONTH	TOTAL YTD	THIS MO YR AGO	TOTAL YR AGO
<b>* PERMITS *</b>				
New Residential	1	4	3	8
New Commercial	0	3	2	6
New Multi-Family	0	0	0	3
New Town Homes	0	0	0	0
New Duplex	0	0	0	0
Other Permits	43	189	53	211
Certificates of Occupancy	2	18	3	17
Licenses	0	4	1	5
Non Profit Special Event Permits	0	5	0	6
Special Event Permits	0	0	0	0
<b>TOTAL PERMITS / LICENSES</b>	<b>46</b>	<b>223</b>	<b>62</b>	<b>256</b>
<b>*VALUE*</b>				
Residential Value	0	0	0	0
Commercial Value	\$ -	\$ 19,393,646.00	\$ 2,055,080.00	\$ 8,185,080.00
New Multi-Family	\$ -	\$ -	\$ -	\$ 9,827,000.00
<b>TOTAL VALUE</b>	<b>\$ -</b>	<b>\$ -</b>	<b>\$ 2,055,080.00</b>	<b>\$ 18,012,080.00</b>
<b>* INSPECTIONS *</b>				
Residential Bldg			125	429
Commercial Bldg			73	261
Multi-Family			7	21
Other Inspections			28	185
Grease Traps			22	179
Re-inspections			0	0
<b>TOTAL INSPECTIONS</b>			<b>255</b>	<b>1075</b>
<b>*REVENUE*</b>				
New Residential Bldg	\$ 3,367.50	\$ 9,108.00	\$ 3,175.00	\$ 8,578.00
New Commercial Bldg	\$ -	\$ 75,465.06	\$ 6,047.42	\$ 33,820.92
New Multi-Family	\$ -	\$ -	\$ -	\$ 38,959.93
New Town Hoomes	\$ -	\$ -	\$ -	\$ -
New Duplex	\$ -	\$ 1,298.00	\$ -	\$ -
Other Permits	\$ 4,580.45	\$ 31,162.20	\$ 14,757.79	\$ 38,701.82
Re-Inspections	\$ -	\$ -	\$ -	\$ -
Re-Instate permit fee	\$ -	\$ -	\$ -	\$ -
Certificates of Occupancy	\$ 50.00	\$ 850.00	\$ 150.00	\$ 800.00
Licenses & Exams	\$ -	\$ 200.00	\$ 50.00	\$ 225.00
Special Event Permits	\$ -	\$ -	\$ -	\$ -
<b>TOTAL REVENUE</b>	<b>\$ 7,997.95</b>	<b>\$ 118,083.26</b>	<b>\$ 24,180.21</b>	<b>\$ 121,085.67</b>

  
 Building Official



**PERMITS ISSUED  
MONTHLY REPORT  
JANUARY 2024-2025**

Type	Permit #	Name	Address	Fees Due	Date Paid	Valuation
Certificate of Occupancy	COI34919	Fast Stop	1012 N Jefferson Ave	1/21/2025	\$50.00	
	COI34923	La Jalisciense	601 S. Jefferson		\$0.00	
<b>Total</b>	<b>2</b>				<b>\$50.00</b>	
Commercial Add On or Remodel	CAR34420	VERIZON STORE	2400 S Jefferson Ave	1/16/2025	\$624.95	\$47,000.00
<b>Total</b>	<b>1</b>				<b>\$624.95</b>	<b>\$47,000.00</b>
Concrete	FW34890	Diego Mata	1906 Alvis Ln	1/6/2025	\$50.00	
	FW34900	Richard Witherspoon	416 E 16th St	1/13/2025	\$83.80	\$3,000.00
<b>Total</b>	<b>2</b>				<b>\$133.80</b>	<b>\$3,000.00</b>
Electrical Permit	ELC34886	Adam Rawls	408 E Magnolia Dr	1/3/2025	\$75.00	
	ELC34888	Stan Crandell	309 Dellwood Dr	1/3/2025	\$75.00	
	ELC34896	ACH Construction	192 W 17th St		\$0.00	
	ELC34902	Tommy Spruill	2501 Turtle Creek Dr	1/13/2025	\$75.00	
	ELC34904	Janice McCain	414 Dogwood Ln	1/13/2025	\$75.00	
	ELC34907	Bruce Wilburn	5006 Mark Ln	1/13/2025	\$75.00	
	ELC34915	Elver Ruiz	1315 N Washington	1/17/2025	\$75.00	
<b>Total</b>	<b>7</b>				<b>\$450.00</b>	
Mechanical Permit	MEC34894	Pick & Pay	1501 N Jefferson Ave	1/7/2025	\$53.05	\$1,800.00
<b>Total</b>	<b>1</b>				<b>\$53.05</b>	<b>\$1,800.00</b>
New Residential Homes	NHP34918	ACH	2740 Stonehedge St	1/22/2025	\$3,367.50	
<b>Total</b>	<b>1</b>				<b>\$3,367.50</b>	
Plumbing Permit	PLM31810	Pleasant Springs	2003 N Edwards Ave	1/27/2025	\$75.00	
	PLM34884	Joe Redfearn	1308 Larkin Ave	1/2/2025	\$75.00	
	PLM34891	Tom Ramler	4512 WILLOW BEND	1/6/2025	\$75.00	
	PLM34893	Pick N Pay	1501 N Jefferson Ave	1/7/2025	\$75.00	
	PLM34895	Stan Crandall	309 Dellwood Dr	1/8/2025	\$75.00	
	PLM34905	Lakes Regional	2001 W Ferguson Rd Ste	1/13/2025	\$53.05	\$543.00
	PLM34916	Little Rascals	302 S. Florey	1/17/2025	\$75.00	
	PLM34921	Ciro Gonzales	912 E 1st St	1/23/2025	\$75.00	
	PLM34925	Churck Denman	2600 Greenhill Rd.	1/27/2025	\$75.00	
	PLM34938	Jim Martin	111 E 2nd St	1/31/2025	\$95.75	\$2,000.00
<b>Total</b>	<b>10</b>				<b>\$748.80</b>	<b>\$2,543.00</b>
Residential Accessory Building	RAB34898	Samuel Gonzalez	519 Dogwood Ln	1/10/2025	\$50.00	
	RAB34935	Crystal Mendoza	109 Billy Daniel St	1/30/2025	\$50.00	
<b>Total</b>	<b>2</b>				<b>\$100.00</b>	<b>\$0.00</b>
Residential Add On	HAR34910	Maria Adame	100 CECELIA	1/14/2025	\$200.10	

or Remodel	HAR34912	Francisco Martinez	1104 W 7TH	1/15/2025	\$75.00	
	HAR34914	Juan Lopez	107 W Pecan St	1/17/2025	\$75.00	
	HAR34917	Eduardo Barrera	408 W 11th St	1/21/2025	\$86.00	
	HAR34922	Luis Moreno	808 N Lide Ave	1/23/2025	\$184.50	
	HAR34933	Jose Morales	322 McLean Ave	1/28/2025	\$170.00	
	HAR34934	Isaura Lopez	609 N Johnson Ave	1/27/2025	\$144.00	
<b>Total</b>	<b>7</b>				<b>\$934.60</b>	
Roofing	ROOF34889	Bianaca Contreras	518 ROSEWOOD	1/3/2025	\$50.00	
	ROOF34892	Don Alexander	217 N Jefferson Ave	1/7/2025	\$655.25	\$50,000.00
	ROOF34901	Aura Olds	612 E 1st St	1/13/2025	\$50.00	
	ROOF34909	Artemo Mendoza	1707 Harkrider Ln	1/14/2025	\$50.00	
	ROOF34926	Debra Krolski	215 TURNBERRY	1/27/2025	\$50.00	
	ROOF34937	Nancy Batey	1805 Stacie St	1/31/2025	\$50.00	
<b>Total</b>	<b>6</b>				<b>\$905.25</b>	<b>\$50,000.00</b>
Sign Permit	SGN34885	Imran Batiliwala	1401 S Jefferson Ave	1/2/2025	\$35.00	
	SGN34887	Point 999 Fine	204 S Van Buren Ave	1/3/2025	\$75.00	
	SGN34899	Verizon	2400 S Jefferson Ave	1/10/2025	\$225.00	
	SGN34906	Angel Rodarte	101 N Miller	1/13/2025	\$75.00	
					\$75.00	
	SGN34920	Anytime Fitness	668 S Jefferson Ave	1/22/2025	\$35.00	
	SGN34931	Heights Finance	1009 S Jefferson Ave	1/27/2025	\$150.00	
SGN34936	Classic Vapor	1779 N Edwards Ave	1/30/2025	\$35.00		
<b>Total</b>	<b>7</b>				<b>\$630.00</b>	
<b>Overall Total</b>	<b>46</b>				<b>\$7,997.95</b>	<b>\$10,434,300.00</b>

# City of Mount Pleasant's Code Enforcement Monthly Report - By Violation Type 1/1/2025 to 1/31/2025

	Total Cases	Total Inspections	Door Hangers	Warning Letters	2nd Warning Letters	Certified Letters	Contractor Assigned	Citations	Bills	Liens Filed	Filed Cases in Court
<b>G-SIGN</b>											
Sign Regulations	2	5	0	2	0	0	0	0	0	0	0
Sign Regulations - Business	3	3	0	2	0	0	0	0	0	0	0
<b>JV</b>											
Inoperable Vehicles	17	17	0	15	1	2	0	0	0	0	0
<b>MISC</b>											
No Posted Address	3	3	0	3	0	0	0	0	0	0	0
<b>OS</b>											
Open Storage	4	4	0	4	1	0	0	0	0	0	0
<b>PM</b>											
Property Maintenance	53	55	0	47	0	1	0	0	0	1	0
<b>TR</b>											
Trash and Rubbish	57	67	0	50	2	1	0	0	0	0	0

WG																		
Weeds and Grass	3	3	0	1	0	2	0	0	0	0	0	0	0	0	0	0	0	0
ZONING																		
Zoning	1	2	0	1	0	0	0	0	0	0	0	0	0	0	0	0	0	0
Overall Totals	143	159	0	125	4	6	0	0	0	0	0	0	0	1	0	0	0	0

**Code Finances**

Code Bills Sent	\$0.00
Assign to Contractor	\$0.00
Bills Paid	\$0.00
Liens Filed	\$0.00
Food Permits	\$14,850.00
Pool Permits	\$0.00

*Erin Bennett* 2/6/25

**City of Mount Pleasant's  
Code Enforcement Monthly Report - By Violation Type  
10/1/2024 to 1/31/2025**

	Total Cases	Total Inspections	Door Hangers	Warning Letters	2nd Warning Letters	Certified Letters	Contractor Assigned	Citations	Bills	Liens Filed	Filed Cases in Court
<b>FS</b>											
Food Service Complaint	1	2	0	0	0	0	0	0	0	0	0
Routine Food Service Inspections	24	42	0	0	0	0	0	0	0	0	0
<b>G-SIGN</b>											
Sign Regulations	2	5	0	2	0	0	0	0	0	0	0
Sign Regulations - Business	3	3	0	2	0	0	0	0	0	0	0
Sign Regulations-Business	1	1	0	0	0	0	0	0	0	0	0
<b>JV</b>											
Inoperable Vehicles	85	184	0	20	2	2	0	0	0	0	0
<b>MISC</b>											
Blind Corner	1	2	0	0	0	0	0	0	0	0	0
No Posted Address	4	4	0	3	0	0	0	0	0	0	0
<b>OS</b>											
Open Storage	11	17	0	5	1	1	0	0	0	0	0



Pool Permits

\$0.00



## Mount Pleasant Fire Department Monthly Report January 2025

Incident Type	Reported Month 24-25	YTD 24-25	Reported Month 23-24	YTD 23-24
<b>Fires</b>				
100-Fire, other		1		
111-Building Fire	4	10	6	13
112-Fire in structure other than building		1		
113-Cooking fire, confined to container	1	2		3
114- Chimney or flute fire, contained to chimney				
118-Trash or rubbish fire, contained				1
121-Fire in mobile home	1	1	2	2
122-Fire in motor home, camper, rec vehicle		2	1	1
130-Mobile property fire, other				
131-Passenger vehicle fire		2	1	9
132-Road freight or transport vehicle fire	1	2		
134-Water vehicle fire				
135-Aircraft Fire				
137-Camper or RV fire				
138-Off road/heavy equipment fire		1		
140-Natural vegetation fire, other				
141-Forest, woods, or wildland fire	16	34	5	15
143 - Grass fire				
150-Outside rubbish fire, other		1		
151-Outsid rubbish, trash or waste fire				
152-Garbage dump or landfill fire				
154-Dumpster fire				1
160-Special outside fire, other			1	1
161-Outside Storage Fire				
162-Outside equipment fire				1
163-Outside gas or vapor combustion explosion				1





## Mount Pleasant Fire Department Monthly Report January 2025

Incident Type	Reported Month 24-25	YTD 24-25	Reported Month 23-24	YTD 23-24
170- Cultivated vegetation/crop fire				
173-Cultivated trees/nursery fire				
<b>OverPressure Rupture, Explosion, Overheat (NO FIRE)</b>				
220-Overpressure rupture, other				
251-Excessiveheat, scorch burns with no ignition				
<b>Rescue &amp; EMS</b>				
300-Rescue, EMS incident, other				
311-Vehicle accident, patient care only	8	73	19	66
321-EMS 1st Responder call	13	39	11	44
323-Motor Vehicle/pedestrian accident				
324-MVA – no injuries				
331-Lock-in				
340-Search for lost person, other				
341-Search for person on land				
342-Search for person in water	1	1		
350-Extrication, rescue, other			1	1
351-Extrication of victim from bldg./structure				
352-Extrication of victim from vehicle		9		6
353-Removal of victim from stalled elevator				
356-High-Angle Rescue				
357-Extrication of victim(s) from machinery				
360- Water & Ice Related Rescue				
361- Swimming / Rec Water Rescue				
363-Swift water rescue				



## Mount Pleasant Fire Department Monthly Report January 2025

Incident Type	Reported Month 24-25	YTD 24-25	Reported Month 23-24	YTD 23-24
365-Water Craft rescue				
372-Trapped by power lines				
<b>Hazardous Condition (NO FIRE)</b>				
400-Hazardous condition, other		1		
411-Gasline or other flammable liquid spill	2	4		1
412-Gas leak	1	7	3	17
413-Oil or other combustible liquid spill				
423-Refrigeration leak				
424-Carbon monoxide incident			1	2
440-Electrical wiring problem, other				
441-Heat from short circuit (wiring). Defective/worn				
442-Overheated motor				
443-Breakdown of light ballast				
444-Power line down	9	12	3	8
445-Arcing, shorted electrical equipment	4	7	2	3
460-Accident,potential accident, other				
461-Bldg/Structure weakened or collapse				
462-Aircraft standby				
<b>Service Calls</b>				
500-Service call, other				
511-Lockout				
521-Water evacuation				
522-Water or steam leak				
531-Smoke or odor removal		1		
542-Animal rescue	1	3	1	1
550-Public service assistance, other			1	1
551-Assist police				1
552-Police matter				
553-Public Service			1	2



## Mount Pleasant Fire Department Monthly Report January 2025

Incident Type	Reported Month 24-25	YTD 24-25	Reported Month 23-24	YTD 23-24
554-Assist Invalid				1
561-Unauthorized burning		5	1	13
571-Cover assignment, standby, move up		2		
<b>Good Intent Calls</b>				
600-Good intent call, other	6	26	10	48
611-Dispatched & cancelled enroute	2	5	3	8
622-No incident found at address	1	1		
631-Authorized controlled burn	3	9	1	3
641-Vicinity alarm (incident in other location)				
650 – Steam, other gas mistaken for smoke				
651-Smoke scare, odor of smoke	5	6	1	5
652-Steam or vapor thought to be smoke				
671-HAZMAT release investigation				
672-Bio hazard investigation, none found				
<b>False Alarms</b>				
700-False alarm or false call, other	8	27	8	45
710-Malicious false alarm				
711-Municipal alarm system, malicious false alarm				1
721- Bomb Scare - No Bomb				
730-False alarm, or false call, other				
731-Sprinkler activation due to malfunction			1	1
733-Smoke detector malfunction		1		1
735-Alarm system malfunction		1		
736-CO detector malfunction		1		6
740-Unintentional transmission of alarm, other				




## Mount Pleasant Fire Department Monthly Report January 2025

Incident Type	Reported Month 24-25	YTD 24-25	Reported Month 23-24	YTD 23-24
741-Sprinkler activation, unintentional	1	1	1	1
743-Smoke detector activation, unintentional	1	6	1	4
744-Dector activation, unintentional			1	1
745-Alarm System activation, unintentional	2	7		5
746-CO detector activation, no CO				1
<b>Severe Weather &amp; Natural Disaster</b>				
800-Severe weather or natural disaster, other				
814- Lightning strike (no fire)				
<b>Special Incidents</b>				
911-Citizen complaint		6	1	9
<b>TOTALS</b>	<b>91</b>	<b>318</b>	<b>88</b>	<b>354</b>

ITEM/ACTIVITY	THIS MONTH	TOTAL YTD	THIS MONTH YEAR AGO	TOTAL YEAR AGO
<b>CIRCULATION OF MATERIALS</b>	5,391	20,513	6,000	22,161
Adult Books	1,348	4,928	1,631	6,008
Youth Books	1,977	8,437	2,101	7,972
Espanol Books	221	708	153	626
Audio Books -- Adult	97	437	118	416
Audio Books -- Juvenile	53	114	28	88
Magazines	40	86	27	80
Videos & DVDs	769	2,804	944	3,288
Uncataloged Items	18	66	31	112
Ebooks	708	2,778	958	3,512
Interlibrary Loan Requests--Patrons	6	50	7	40
Interlibrary Loan Requests--Libraries	154	105	2	19
<b>COLLECTION DEVELOPMENT</b>	231	888	191	818
Books Added to Collection	183	755	169	698
AV Added to Collection	48	133	22	120
Total Number of Items in Collection	31,947	31,947	30,773	30,773
<b>MEMBERSHIP</b>				
Library Membership--County	40	117	45	115
Library Membership--Out-of-County	10	32	8	27
TexShare Membership--County	0	1	0	1
TexShare Membership--Out-of-County	3	8	3	10
Total Number of Registered Borrowers	19,526	19,526	18,750	18,750
<b>FEES COLLECTED</b>	\$1,737.65	\$6,848.90	\$1,412.75	\$5,071.75
Fines Collected for Month	\$268.50	\$1,020.00	\$233.00	\$827.75
Out-of-County Membership Fee	\$220.00	\$660.00	\$160.00	\$540.00
Copies / Misc. / Forms / Coin copier	\$887.95	\$3,207.45	\$528.25	\$1,967.75
Interlibrary Loan Fees Collected for Month	\$12.00	\$88.00	\$21.00	\$105.00
Contributions / Memorials / Summer Programs	\$173.70	\$1,104.75	\$271.50	\$1,167.00
Book Replacement & Damage Fees	\$175.50	\$768.70	\$199.00	\$464.25
<b>LIBRARY SERVICES</b>				
Computer Users-Sessions	394	1,575	469	1,721
TexShare Database Users	0	34	40	93
Programs Offered-Children's	16	86	5	23
Programs Offered --Adult	9	21	3	7
Program Attendance-Children	468	2,229	162	432
Program Attendance-Adults	45	102	20	48
<b>MISC.</b>				
Patrons Entering Library	3,280	12,884	3,418	12,728
Patrons Entering Museum	350	1,346	356	1,284
Library Website Visits	n/a	n/a	n/a	n/a
Facebook Visits	3,862	11,579	4,087	13,022
Volunteer Hours	3.25	83.5	16	101

Programs: Preschool Story Time, Baby Sensory, Toddler Trekkers, Winter Wonderland, Dog Man Party, Adult Crafts, Pushing the Limits Book Club, Book Club, Libby/Boundless Information Session, Puzzle Exchange.

Lupe Herrera, Director  
Mount Pleasant Public Library



# February Newsletter

Library closed 15-17

## Family Night

Thursday, February 20th

Join us for an evening filled with fun playing while playing the classic game of Candy Land through the library. Game will begin at 5:30.

Thinking Money for Kids Penny Pinchers Party  
Thursday  
02/06/25  
5:30 - 7 PM

Monthly Craft  
Ages 16 & UP  
Feb 13 @ 6 PM  
Explosion Box  
Limited Space,  
Registration Required



## Paws to Read

February 4th & 18th

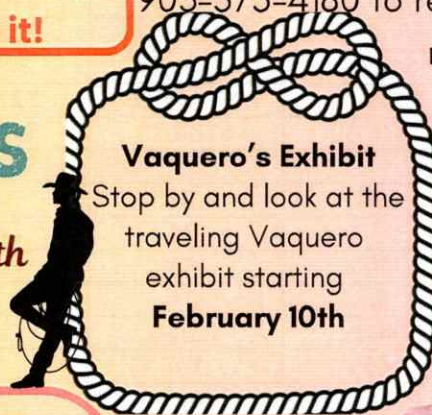


The Paws to Read program allows children (ages 5 to 10) to practice reading with therapy dogs. Visit the library or call us at 903-575-4180 to reserve a spot, space is limited. Sessions last 15 minutes and begin at 4 p.m.

Fostering Collective  
Feb 25 @ 4:30PM  
Learn about foster care & how to do it!

## FRIENDS Meeting

Monday, Feb 10th  
at 6 pm




### Vaquero's Exhibit

Stop by and look at the traveling Vaquero exhibit starting February 10th

## Toddler Trekkers

For children 12-18 months  
Wednesdays  
11-11:45 AM



Book Club  
Feb 27 @ 6pm

## Lunch & Learn

NTCC Scholars will present their regional themed essays

02/7th @ 12:15 PM

MUST RSVP



Chick-Fil-A  
Story Time  
02/03/25  
@9:30 AM  
@Chick-Fil-A




## Lunch With Friends

02/27/25 @11:30 am

Taco Soup  
Crawfish Bisque

Last Day to Order: 02/21/25



Pushing The Limits  
S.T.E.M. Book Club  
starts Feb 21 @ 9:30 AM  
Feb Theme:  
Biography/Memoirs

## SENSORY SHENANIGANS

(Newborn - 12 months)  
Wednesdays  
10:00 a.m.



PRESCHOOL  
STORY TIME  
TUESDAYS  
11 AM



PLANNING & ZONING  
MONTHLY REPORT  
JANUARY 2024-2025

Type	Case #	Name	Property	Fees Due	Date Paid
<b>Minor Plats</b>					
Total					
<b>Site Plans</b>	SP-2025-01	Mike Skelton	2809 W Ferguson Rd	\$ 250.00	01/07/25
Total	1			\$ 250.00	
<b>Final Plat</b>					
Filing Fee					
Total					
<b>Replat</b>					
Filing Fee					
Filing Fee					
Filing Fee					
Total					
<b>Zoning</b>					
Total					
<b>Variances &amp; Appeals</b>					
Total					
<b>Street Closure</b>					
Total					
<b>Preliminary Pre-plat</b>					
Total	1			\$ 250.00	
<b>Grand Total</b>	1				
<b>TOTAL YEAR TO DATE</b>	10			\$ 3,230.00	

  
 Director of Development Services

# MOUNT PLEASANT POLICE DEPARTMENT

## MONTHLY REPORT

### 2025

NIBRS - JANUARY	2025 This Month	Prior Month	Month to Month % Change	2025 Total YTD	2024 Year Ago This Month	2024 Total Prior YTD	2024/2025 # YTD + or -	2025 % Change YTD From 2024
CRIMINAL HOMICIDE	0	0	0%	0	0	0	0	0%
MANSLAUGHTER BY NEGLIGENCE	0	0	0%	0	0	0	0	0%
FORCIBLE RAPE	1	0	100%	1	0	0	1	100%
RAPE BY FORCE	1	0	100%	1	0	0	1	100%
ATTEMPTS TO COMMIT	0	0	0%	0	0	0	0	0%
ROBBERY	0	1	-100%	0	0	0	0	0%
FIREARM	0	0	0%	0	0	0	0	0%
KNIFE OR CUTTING INSRT.	0	0	0%	0	0	0	0	0%
OTHER DANGEROUS WEAPON	0	1	-100%	0	0	0	0	0%
STRONG ARM	0	0	0%	0	0	0	0	0%
ASSAULT	10	15	-33%	10	9	9	1	11%
FIREARM	2	0	200%	2	0	0	2	200%
KNIFE OR CUTTING INSRT.	0	0	0%	0	2	2	-2	-100%
OTHER DANGEROUS WEAPON	1	0	100%	1	0	0	1	100%
HANDS, FIST, FEET-AGG INJ	1	0	100%	1	0	0	1	100%
OTHER ASSAULT NOT AGG	6	15	-60%	6	7	7	-1	-14%
BURGLARY	2	3	-33%	2	2	2	0	0%
RESIDENTIAL	1	2	-50%	1	1	1	0	0%
NON RESIDENTIAL	0	1	-100%	0	0	0	0	0%
VEHICLE	1	0	100%	1	1	1	0	0%
THEFT (NOT VEHICLE)	12	19	-37%	12	13	13	-1	-8%
MOTOR VEHICLE THEFT	0	0	0%	0	4	4	-4	-100%
AUTO	0	0	0%	0	4	4	-4	-100%
TRUCKS AND BUSES	0	0	0%	0	0	0	0	0%
OTHER VEHICLES	0	0	0%	0	0	0	0	0%
Total NIBRS	25	38	-34%	25	28	28	-3	-11%



# MOUNT PLEASANT POLICE DEPARTMENT MONTHLY REPORT 2025

TRAFFIC	2025 This Month	Prior Month	Month to Month % Change	2025 Total YTD	2024 Year Ago This Month	2024 Total Prior YTD	2024/2025 # YTD + or -	2025 % Change YTD From 2024
CITATIONS ISSUED	246	187	32%	246	266	266	-20	-8%
WARNINGS ISSUED	375	371	1%	375	404	404	-29	-7%
TOTAL ACCIDENTS	39	52	-25%	39	55	55	-16	-29%
FATAL ACCIDENTS	0	0	0%	0	0	0	0	0%
INJURY ACCIDENTS	16	7	129%	16	16	16	0	0%
DWI CASES	11	12	-8%	11	8	8	3	38%

911 CENTER	2025 This Month	Prior Month	Month to Month % Change	2025 Total YTD	2024 Year Ago This Month	2024 Total Prior YTD	2024/2025 # YTD + or -	2025 % Change YTD From 2024
911 CALLS RECEIVED	1319	1340	-2%	1319	1369	1369	-50	-4%
FAMILY VIOLENCE	8	11	-27%	8	7	7	1	14%

\*TOTAL ACCIDENT NUMBERS ARE SUBJECT TO CHANGE

**MONTHLY REPORT  
PUBLIC WORKS DIVISION  
CITY OF MOUNT PLEASANT**

**Fiscal Year 2024-2025**

**Month January 2025**

<b><u>STREET DEPARTMENT</u></b>	<b><u>THIS MONTH</u></b>	<b><u>TOTAL YTD</u></b>	<b><u>MONTH YEAR AGO</u></b>	<b><u>TOTAL YEAR AGO</u></b>
Work Orders Received	19	62	12	34
Work Orders Completed	19	62	12	34
Patching Materials Used (Tons)	28	88	15	60
Hours Mowing	0	10	0	0
Hours Sweeping (320 hrs.)/Edging	342	982	240	640
Crack Seal (400 hrs.)	0	0	0	0
Grass Spaying	0	0	0	0

**PARKS DEPARTMENT**


**SOLID WASTE DIVISION**

This Month 67,469 C.Y. 19,717.28 Tons

This Month Year Ago 74,389 C.Y. 27,401.57 Tons

Total YTD 406,357 C.Y. 86,986.7 Tons

Total Year Ago 214,133 C.Y. 67,861.38 Tons



Garrett Houston, Director of Public Works

## City of Mount Pleasant Utility Department

**Fiscal Year: 2024-2025**

**Month: January 2025**

<b><u>Wastewater Treatment Division</u></b>	<b>This Month</b>	<b>This Month Year Ago</b>
Average Flow Tested	2.379 MGD	2.514 MGD
Maximum Flow Treated	4.035 MGD	5.273 MGD


Comments:

<b><u>Water Treatment Division</u></b>	<b>This Month</b>	<b>This Month Year Ago</b>
300 Lakewood Location:		
Average Flow Treated	5.902 MGD	5.744 MGD
Maximum Flow Treated	7.809 MGD	9.456 MGD
510 CR 2300 Location:		
Average Flow Treated	1.262 MGD	1,469 MGD
Maximum Flow Treated	2.21 MGD	2.41 MGD

<b><u>Calendar Year Raw Water Usage</u></b>	<b>AC/FT YTD</b>	<b>AC/FT YTD Year Ago</b>
Lake Bob Sandlin – Allotment 7,000 AC/FT	0 acre feet	686.17 acre feet
Lake Cypress Springs – Allotment 3,598 AC/FT	681.57 acre feet	0 acre feet
Lake Tankersley – Allotment 3,000 AC/FT	0 acre feet	0 acre feet

Comments:

<b><u>Utility Maintenance Division</u></b>	<b>This Month</b>	<b>This Month Year Ago</b>
<b>Work Orders</b>		
Water	15	10
Sewer	22	19
Work Orders Completed	37	29



Anthony Rasor, Utilities Director



# AGENDA ITEM REPORT

Meeting: City Council - Feb 18 2025

Department:

---

Subject: EXECUTIVE SESSION

---

## Item Summary:

**Pursuant to the Open Meetings Act, Chapter 551, Texas Government Code, The City Council will recess into executive session (closed meeting) to discuss the following:**

Discussion of Economic Development Corporation Projects--Deliberations regarding Economic Development Negotiations (Tex Gov't Code 551.087), **Deliberations about real property (Tex. Gov't Code 551.072), and Consultation with Attorney (Tex. Gov't Code §551.071)**

Interview and Consider Candidates for appointment as City Manager--*Consultation with Attorney (Tex. Gov't Code §551.071) and Personnel Matters (Tex. Gov't Code §551.074).*

Consultation with Attorney (Tex. Gov't Code §551.071) and Personnel Matters (Tex. Gov't Code §551.074) related to the management, responsibilities, performance, and business operations of the MPEDC carried out through its Board of Directors, Executive Director and City Council.

**'Personnel Matters'** and **'Consultation with Attorney'**; discuss, the appointment, employment, evaluation, reassignment, duties, discipline, or dismissal of a public officer or employee. (Tex Gov't Code 551.074 and 551.071) Discussion of possible Council Appointees